

Contents

1	Introduction	1
2	Movement building model	3
2.1	Setup	3
2.2	Variable ratios heuristic	4
2.3	Results	6
2.3.1	Asymptotic growth rates	6
2.3.2	Asymptotic Quasi-Ponzi	7
2.3.3	Exact spending schedules	8
2.4	Example values	9
2.4.1	Example 1. $\eta = 1.1, \gamma_1 = 0.03, \delta_2 = 0.44$	9
2.4.2	Example 2. $\eta = 0.9, \gamma_1 = 0.03, \delta_2 = 0.44$	10
2.4.3	Comparison with a rule of thumb allocation	11
3	Numerical simulations	13
3.1	Setup	13
3.2	State variables	13
3.3	Spending rates	14
3.4	Allocation of labor	16
3.5	A closer look at the near-term	18
3.6	Secondary regimes	22
3.6.1	$x_1(t_0) \gg x_2(t_0) \wedge r_2 > 0$	22
3.6.2	$\sigma_1 + \sigma_2 > 1$	25
4	Conclusions	30
4.1	Outline of results	30
4.2	Transversality violations	30
4.3	Implications	31
4.4	Closing remarks	32
5	References	34
A	Proofs and derivations	36
A.1	Hamiltonian equations	36
A.2	Asymptotic growth equations	38
A.3	Asymptotic growth path derivation	39
A.4	Exact spending schedules	39

A.4.1	α_1	40
A.4.2	μ_2	41
A.4.3	α_2	41
A.5	Checking the transversality condition	42
B	Numerical simulation details	44
B.1	Overview	44
B.2	Problematic details	46
B.2.1	Floating point errors	46
B.2.2	Transversality violations	47
B.2.3	Reverse shooting	47
C	Additional graphs	48
C.1	Graphical results: 100 years	48
C.2	Graphical results: 1,000 years	55
C.3	Graphical results: 10,000 years	61
D	Romer and Jones models for movement growth produce similar qualitative behavior in the limit	68

Labor, Capital, and the Optimal Growth of Social Movements

Nuño Sempere

October 3, 2020

WORK IN PROGRESS

1 Introduction

Social movements such as “Effective Altruism” face the problem of optimal allocation of resources across time in order to maximize their desired impact. Much like states and other entities considered in the literature since (Ramsey, 1928) [1], they have the option to invest in order to give more later. However, unlike states, where population dynamics are usually considered exogenous, such agents also have the option of recruiting like-minded associates through movement building. For example, Bill Gates can recruit other ultra-rich people through the Giving Pledge, aspiring effective altruists can likewise spread their ideas, etc.

This paper models the optimal allocation of capital for a social movement between direct spending, investment, and movement building, as well as the optimal allocation of labor between direct workers, money earners, and movement builders. This research direction follows in the footsteps of (Trammell, 2020) [2], which considers a different facet of a related problem: the dynamics for a philanthropic funder who aims to provide public goods while having a lower discount rate than less patient partners.

The outline of this paper is as follows: §2 considers a social movement which starts out with a certain amount of money and a certain number of movement participants. This movement must then decide where to allocate their capital and labor. We work out some useful properties of the optimal solution, its long-term asymptotic growth rates, and some exact results about

the optimal path. §3 presents the results from a numerical simulation. §4 concludes and outlines implications.

2 Movement building model

2.1 Setup

The variables under consideration are:

1. ρ , the discount rate per year, either intrinsic discounting or discounting corresponding to the probability of expropriation per year.
2. x_1 , total capital, and x_2 , total movement size (labor). r_1 , the return rate on capital, x_1 , and r_2 , which will typically be negative and represent a decay rate, due to death, value drift on x_2 , etc.
3. α_1 , spending on direct work on a given instant, and α_2 , the money spent on movement building on a given instant.
4. $\sigma_1, \sigma_2, \sigma_3$: the fraction of labor which works respectively on direct work, movement building, and money-making. $\sigma_1 + \sigma_2 + \sigma_3 = 1$, so well substitute $\sigma_3 = 1 - \sigma_1 - \sigma_2$ throughout.
5. $w_2 \cdot \exp\{\gamma_1 t\}$: wages rising with economic growth, and $\beta_2 \cdot \exp\{\gamma_2 t\}$: the changing difficulty of recruiting movement participants. For simplicity, we will consider these rates $-\gamma_1$ and γ_2 to be exogenous.
6. δ_2 : movement building returns to scale

We are maximizing:

$$V(\alpha(\vec{t})) = \max_{\alpha(\vec{t})} \int_0^{\infty} e^{-\rho t} \cdot U(x(\vec{t}), \alpha(\vec{t})) dt \quad (1)$$

For utility and laws of motion:

$$U(x, \alpha) = \frac{(\alpha_1^{\lambda_1} (\sigma_1 x_2)^{1-\lambda_1})^{1-\eta}}{1-\eta} \quad (2)$$

$$\dot{x} = \begin{bmatrix} \dot{x}_1 \\ \dot{x}_2 \end{bmatrix} = \begin{bmatrix} r_1 x_1 - \alpha_1 - \alpha_2 + x_2 \cdot w_2 \cdot \exp\{\gamma_1 t\} \cdot (1 - \sigma_1 - \sigma_2) \\ r_2 x_2 + \beta_2 \cdot \exp\{\gamma_2 t\} \cdot (\alpha_2^{\lambda_2} \cdot (\sigma_2 x_2)^{1-\lambda_2})^{\delta_2} \end{bmatrix} \quad (3)$$

under the constraints that

$$x_2 \geq 0 \wedge \alpha_i \geq 0 \wedge \sigma_1 + \sigma_2 \leq 1 \wedge \sigma_i \geq 0 \quad (4)$$

We also considered having a model less unlike (Romer 1987) [3] and more like (Jones 1995) [4] that is, to add

$$\dot{x}_2 = r_2 x_2 + \beta_2 \cdot \exp\{\gamma_2 t\} \cdot (\alpha_2^{\lambda_2} \cdot (\sigma_2 x_2)^{1-\lambda_2})^{\delta_2} \cdot x_2^{\phi_2} \quad (5)$$

In Appendix §D we find that this doesn't change the asymptotic behavior in the limit.

We define the Hamiltonian to be:

$$H := U + \mu_1 \cdot \dot{x}_1 + \mu_2 \cdot \dot{x}_2 \quad (6)$$

$$\begin{aligned} H = & \frac{(\alpha_1^{\lambda_1} (\sigma_1 x_2)^{1-\lambda_1})^{1-\eta}}{1-\eta} \\ & + \mu_1 \cdot (r_1 x_1 - \alpha_1 - \alpha_2 + x_2 \cdot w_2 \cdot \exp\{\gamma_1 t\} \cdot (1 - \sigma_1 - \sigma_2)) \\ & + \mu_2 \cdot (r_2 x_2 + \beta_2 \cdot \exp\{\gamma_2 t\} \cdot (\alpha_2^{\lambda_2} \cdot (\sigma_2 x_2)^{1-\lambda_2})^{\delta_2}) \end{aligned} \quad (7)$$

The transversality condition which our solution must comply with is:

$$\lim_{t \rightarrow \infty} \exp\{-\rho \cdot t\} \cdot x_i \cdot \mu_i = 0 \quad (8)$$

For convenience, $F_2 := \beta_2 \cdot (\alpha_2^{\lambda_2} \cdot (\sigma_2 x_2)^{1-\lambda_2})^{\delta_2}$. Note that $F_2 = \dot{x}_2 - r_2 x_2$

2.2 Variable ratios heuristic

Theorem 1. *Let the model described in (2.1) hold. Then, on the optimal path,*

$$\frac{(1 - \lambda_1)}{\lambda_1} \cdot \frac{\alpha_1}{\sigma_1} = \frac{(1 - \lambda_2)}{\lambda_2} \cdot \frac{\alpha_2}{\sigma_2} \quad (9)$$

We will provide two proofs, one using the derivation from an analysis of the Hamiltonian equations in §A, and another which considers the marginal values of these variables.

Proof (from analysis of the Hamiltonian equations in §A). By dividing (72) by (74) and (73) by (75), we conclude that:

$$\frac{\lambda_1}{\alpha_1} = \frac{1 - \lambda_1}{\sigma_1 \cdot x_2 \cdot w_2 \cdot \exp\{\gamma_1 t\}} \quad (10)$$

$$\frac{\lambda_2}{\alpha_2} = \frac{1 - \lambda_2}{\sigma_2 \cdot x_2 \cdot w_2 \cdot \exp\{\gamma_1 t\}} \quad (11)$$

and hence

$$\frac{(1 - \lambda_1)}{\lambda_1} \cdot \frac{\alpha_1}{\sigma_1} = \frac{(1 - \lambda_2)}{\lambda_2} \cdot \frac{\alpha_2}{\sigma_2} \quad (12)$$

□

We can also derive this result from the Euler equations, that is, just from the constraint that on the optimal path, the marginal value of moving labor and spending around should be equal to 0.

Proof (using the Euler equations).

$$\frac{\partial U}{\partial \text{capital}} = \frac{\partial U}{\partial \text{labor}} \cdot \frac{\partial \text{labor}}{\partial \text{capital}}_{\text{bought out of money-making}} \quad (13)$$

$$\frac{\partial \text{labor}}{\partial \text{capital}}_{\text{through movement building}} = \frac{\partial \text{labor}}{\partial \text{labor}} \cdot \frac{\partial \text{labor}}{\partial \text{capital}}_{\text{bought out of money-making}} \quad (14)$$

Equation (13) reads as “the *marginal* money-maker should produce as much value by making money and directly donating their earnings as by working directly.” Equation (14) reads as “the *marginal* money-maker should create as many movement participants by making money and donating their earnings to movement building as by working on movement building themselves.” Otherwise, we could move direct workers or movement builders towards money-making, or vice-versa.

$\frac{\partial \text{labor}}{\partial \text{labor}}$ might appear to be confusing. It represents the amount of movement participants recruited (labor) by the marginal movement builder (also labor).

From (3) and (6), the model definition, these two equations develop into:

$$\lambda_1 \cdot (1 - \eta) \cdot \frac{U}{\alpha_1} = \left((1 - \lambda_1) \cdot (1 - \eta) \cdot \frac{U}{\sigma_1 \cdot x_2} \right) \cdot \left(\frac{1}{w_2 \cdot \exp\{\gamma_1 \cdot t\}} \right) \quad (15)$$

$$\lambda_2 \cdot \delta_2 \cdot \frac{F_2}{\alpha_2} = \left((1 - \lambda_2) \cdot \delta_2 \cdot \frac{F_2}{\sigma_2 \cdot x_2} \right) \cdot \left(\frac{1}{w_2 \cdot \exp\{\gamma_1 \cdot t\}} \right) \quad (16)$$

Which simplify into

$$\frac{\lambda_1}{\alpha_1} = \frac{1 - \lambda_1}{\sigma_1 \cdot x_2 \cdot w_2 \cdot \exp\{\gamma_1 t\}} \quad (17)$$

$$\frac{\lambda_2}{\alpha_2} = \frac{1 - \lambda_2}{\sigma_2 \cdot x_2 \cdot w_2 \cdot \exp\{\gamma_1 t\}} \quad (18)$$

i.e., (10) and (11), from which (9) follows by isolation of the $x_2 \cdot w_2 \cdot \exp\{\gamma_1 t\}$ term:

$$\frac{(1 - \lambda_1)}{\lambda_1} \cdot \frac{\alpha_1}{\sigma_1} = \frac{(1 - \lambda_2)}{\lambda_2} \cdot \frac{\alpha_2}{\sigma_2} \quad (19)$$

□

We can understand this equation as a convenient necessary but not sufficient heuristic, such that a spending schedule which doesn't satisfy it cannot be optimal, because one would be able to obtain a better outcome by allocating marginal capital or labor differently. This heuristic can also be expressed in simpler terms by abstracting the λ_i away:

$$\frac{\alpha_1}{\sigma_1} = \text{constant} \cdot \frac{\alpha_2}{\sigma_2} \quad (20)$$

respectively

$$\frac{\alpha_1}{\sigma_1 \cdot x_2} = \text{constant} \cdot \frac{\alpha_2}{\sigma_2 \cdot x_2} \quad (21)$$

2.3 Results

2.3.1 Asymptotic growth rates

The asymptotic growth rates for our variables are derived in §§A.1 through A.5. They are :

$$g_{x_2} = \frac{\gamma_2 + \delta_2 \lambda_2 \gamma_1}{1 - \delta_2} \quad (22)$$

$$g_{\alpha_2} = g_{x_2} + \gamma_1 = \left[\frac{\gamma_2 + \delta_2 \lambda_2 \gamma_1}{1 - \delta_2} \right] + \gamma_1 \quad (23)$$

$$g_{\sigma_2} = 0 \quad (24)$$

$$g_{\alpha_1} = \frac{r_1 - \rho}{\eta} - \frac{(1 - \eta)(1 - \lambda_1)}{\eta} \cdot \gamma_1 \quad (25)$$

$$g_{\sigma_1} = \frac{r - \rho}{\eta} - \left(\frac{(1 - \eta)(1 - \lambda_1)}{\eta} + 1 \right) \cdot \gamma_1 - g_{x_2} \quad (26)$$

subject to the transversality conditions:

$$\begin{cases} g_{\alpha_1} < r_1 \\ g_{\alpha_2} < r_1 \\ r_2 + \gamma_1 < r_1 \end{cases} \quad (27)$$

2.3.2 Asymptotic Quasi-Ponzi

Theorem 2. *Let the model described in (2.1) hold. Then, in the optimal path, in almost all cases:*

$$\frac{\sigma_1}{\sigma_1 + \sigma_2} \rightarrow 0 \quad (28)$$

$$\frac{\alpha_1}{\alpha_1 + \alpha_2} \rightarrow 0 \quad (29)$$

Proof. Recall (9):

$$\frac{(1 - \lambda_1)}{\lambda_1} \cdot \frac{\alpha_1}{\sigma_1} = \frac{(1 - \lambda_2)}{\lambda_2} \cdot \frac{\alpha_2}{\sigma_2} \quad (30)$$

Per results on the previous section, (2.3.1), $g_{\sigma_2} = 0$. Further, we know that $g_{\sigma_1} \leq 0$; it can't be the case that $g_{\sigma_1} > 0$ because then σ_1 , the fraction of movement building allocated to direct work would eventually exceed 100%.

In particular, $g_{\sigma_1} < 0$ unless we're on the knife edge case where

$$\frac{r - \rho}{\eta} - \left(\frac{(1 - \eta)(1 - \lambda_1)}{\eta} + 1 \right) \cdot \gamma_1 = \frac{\gamma_2 + \delta_2 \lambda_2 \gamma_1}{1 - \delta_2} \quad (31)$$

The equality comes from substituting g_{x_2} in (45). If this equality exactly holds, the system would display different dynamics. This paper doesn't contain discussion of these dynamics, because they are relatively secondary.

So, unless σ_1 is on that knife edge case, $\sigma_1 \rightarrow 0$ and because σ_2 converges to a nonzero constant in almost all cases:

$$\frac{\sigma_1}{\sigma_1 + \sigma_2} \rightarrow 0 \quad (32)$$

Per (9), $g_{\alpha_2} - g_{\sigma_2} = g_{\alpha_1} - g_{\sigma_1}$, and because $g_{\sigma_1} < 0$ in almost all cases, $g_{\alpha_2} > g_{\alpha_1}$. Because α_2 then grows faster than α_1 , this directly implies:

$$\frac{\alpha_1}{\alpha_1 + \alpha_2} \rightarrow 0 \quad (33)$$

□

This is reminiscent of a Ponzi scheme or of a multi-level-marketing scheme, because in the limit, most participants don't do direct-work. In section §3 we will notice that this behavior may hold in the limit, but doesn't hold in the near-term.

2.3.3 Exact spending schedules

Theorem 3. *Let the model described in (2.1) hold. Then, in the optimal path,*

$$\alpha_1^\eta = \frac{\lambda_1}{k_1 \cdot \exp\{(\rho - r_1)t\}} \cdot \left(\frac{1 - \lambda_1}{\lambda_1 \cdot w_2 \cdot \exp\{\gamma_1 t\}} \right)^{(1-\lambda_1)(1-\eta)} \quad (34)$$

$$\alpha_2^{1-\delta_2} = \frac{w_2 \cdot \exp\{\gamma_1 \cdot t\}}{r_1 - \gamma_1 - r_2} \cdot \delta_2 \cdot \lambda_2 \cdot \beta_2 \cdot \exp\{\gamma_2 t\} \cdot \left(\frac{1 - \lambda_2}{\lambda_2 \cdot w_2 \cdot \exp\{\gamma_1 t\}} \right)^{\delta_2 \cdot (1-\lambda_2)} \quad (35)$$

where k_1 is minimized subject to the constraint that $\lim_{t \rightarrow \infty} x_1 \geq 0$

Proof. See §A.4

□

Corollary 3.1. *As long as it r_1, r_2, γ_1 satisfy $r_2 + \gamma_1 < r_1$, these factors do not change the growth rate of spending on movement building, but instead affect it through a one time multiplicative ratio.*

Proof. Observe the denominator in the $\frac{w_2 \cdot \exp\{\gamma_1 \cdot t\}}{r_1 - \gamma_1 - r_2}$ term of (35). Observe that when $r_2 + \gamma_1 < r_1$, the denominator changes sign and spending would nonsensically become negative, and see (129) for further motivation for that inequality. \square

2.4 Example values

2.4.1 Example 1. $\eta = 1.1, \gamma_1 = 0.03, \delta_2 = 0.44$

$$\left\{ \begin{array}{l} \eta = \text{Elasticity of spending} = 1.1 \\ \rho = \text{Hazard rate} = 0.005 = 0.5\% \\ r_1 = \text{Returns above inflation} = 0.06 = 6\% \\ \gamma_1 = \text{Change in participant contributions} = 0.03 = 3\% \\ \gamma_2 = \text{Change in the difficulty of recruiting} = 0.01 = 1\% \\ w_2 = \text{Average participant contribution per unit of time} = 0.5 \\ \beta_2 = \text{Constant inversely proportional to difficulty of recruiting} = 1,000 \\ \lambda_1 = \text{Cobb-Douglas elasticity of direct work and direct spending} = 0.5 \\ \lambda_2 = \text{Cobb-Douglas elasticity of movement building} = 0.5 \\ \delta_2 = \text{Elasticity of movement growth} = 0.44 \end{array} \right. \quad (36)$$

$$\begin{aligned} g_{x_2} &= \frac{\gamma_2 + \delta_2 \lambda_2 \gamma_1}{1 - \delta_2} \\ &= \frac{0.01 + 0.5 \cdot 0.44 \cdot 0.03}{1 - 0.44} \\ &= 0.0296 = 2.96\% \end{aligned} \quad (37)$$

$$\begin{aligned} g_{\alpha_2} &= g_{\sigma_2} + g_{x_2} + \gamma_1 = 0 + g_{x_2} + \gamma_1 \\ &= 0.0296 + 0.03 \\ &= 0.0596 = 5.96\% \end{aligned} \quad (38)$$

$$\begin{aligned}
g_{\alpha_1} &= \frac{r_1 - \rho}{\eta} - \frac{(1 - \eta)(1 - \lambda_1)}{\eta} \cdot \gamma_1 \\
&= \frac{0.06 - 0.005}{1.1} - \frac{(1 - 1.1)(1 - 0.5)}{1.1} \cdot 0.03 \\
&\approx 0.05136 = 5.136\%
\end{aligned} \tag{39}$$

$$\begin{aligned}
g_{\sigma_1} &= g_{\alpha_1} - g_{x_2} - \gamma_1 \\
&= 0.05136 - 0.0296 - 0.03 \\
&= -0.00824 = -0.824\%
\end{aligned} \tag{40}$$

2.4.2 Example 2. $\eta = 0.9, \gamma_1 = 0.03, \delta_2 = 0.44$

$$\left\{ \begin{array}{l}
\eta = \text{Elasticity of spending} = 0.9 \\
\rho = \text{Hazard rate} = 0.005 = 0.5\% \\
r_1 = \text{Returns above inflation} = 0.06 = 6\% \\
\gamma_1 = \text{Change in participant contributions} = 0.03 = 3\% \\
\gamma_2 = \text{Change in the difficulty of recruiting} = 0.01 = 1\% \\
w_2 = \text{Average participant contribution per unit of time} = 0.5 \\
\beta_2 = \text{Constant inversely proportional to difficulty of recruiting} = 1,000 \\
\lambda_1 = \text{Cobb-Douglas elasticity of direct work and direct spending} = 0.5 \\
\lambda_2 = \text{Cobb-Douglas elasticity of movement building} = 0.5 \\
\delta_2 = \text{Elasticity of movement growth} = 0.44
\end{array} \right. \tag{41}$$

$$\begin{aligned}
g_{x_2} &= \frac{\gamma_2 + \delta_2 \lambda_2 \gamma_1}{1 - \delta_2} \\
&= \frac{0.01 + 0.5 \cdot 0.44 \cdot 0.03}{1 - 0.44} \\
&= 0.0296 = 2.96\%
\end{aligned} \tag{42}$$

$$\begin{aligned}
g_{\alpha_2} &= g_{\sigma_2} + g_{x_2} + \gamma_1 = 0 + g_{x_2} + \gamma_1 \\
&= 0.0296 + 0.03 \\
&= 0.0596 = 5.96\%
\end{aligned} \tag{43}$$

$$\begin{aligned}
g_{\alpha_1} &= \frac{r_1 - \rho}{\eta} - \frac{(1 - \eta)(1 - \lambda_1)}{\eta} \cdot \gamma_1 \\
&= \frac{0.06 - 0.005}{0.9} - \frac{(1 - 0.9)(1 - 0.5)}{0.9} \cdot 0.03 \\
&\approx 0.0594 = 5.94\%
\end{aligned} \tag{44}$$

$$\begin{aligned}
g_{\sigma_1} &= g_{\alpha_1} - g_{x_2} - \gamma_1 \\
&= 0.0594 - 0.0296 - 0.03 \\
&= -0.0002 = -0.02\%
\end{aligned} \tag{45}$$

2.4.3 Comparison with a rule of thumb allocation

Take a rule of thumb allocation, where $\sigma_1 = \sigma_2 = 0.5$, and the movement spends 1% of its capital per year, which then grows at 5% per year (i.e., $g_{\alpha_1} = g_{\alpha_2} = g_{x_1} = 0.05$).

For Example 1. ($\eta = 1.1$) Let $\lambda_1 = \lambda_2 = 0.5$, and in general let all the variables be as in the $\eta = 1.1$ example. Then for our rule of thumb allocation, the growth rate for x_2 is:

$$g_{x_2} = \gamma_2 + \delta_2 \cdot (\lambda_2 \cdot g_{\alpha_2} + (1 - \lambda_2) \cdot (g_{\sigma_2} + g_{x_2})) \tag{46}$$

$$g_{x_2} = 0.01 + 0.5 \cdot (0.5 \cdot 0.05 + 0.44 \cdot (0 + g_{x_2})) \tag{47}$$

$$g_{x_2} = 0.0288462 \approx 0.0288 \tag{48}$$

Then consider the growth of U in our rule of thumb allocation:

$$U(x, \alpha) = \frac{(\alpha_1^{\lambda_1} (\sigma_1 x_2)^{1-\lambda_1})^{1-\eta}}{1 - \eta} \tag{49}$$

$$g_U = (1 - \eta) \cdot (\lambda_1 \cdot g_{\alpha_1} + (1 - \lambda_1) \cdot (g_{\sigma_1} + g_{x_2})) \tag{50}$$

$$g_U = (1 - 1.1) \cdot (0.5 \cdot 0.05 + (1 - 0.5) \cdot (0 + 0.0288)) = -0.00394 \tag{51}$$

In contrast the growth of U in our first example is equal to:

$$g_U = (1-1.1) \cdot (0.5 \cdot 0.0594 + (1-0.5) \cdot (-0.00824 + 0.0296)) \approx -0.004038 \quad (52)$$

Note that when $\eta > 1$, the utility term is always negative, and thus a faster decrease is preferable.

For Example 2. ($\eta = 0.9$) Using the same reasoning as before, for the rule of thumb:

$$g_{x_2} \approx 0.0288 \quad (53)$$

$$g_U = (1 - 0.9) \cdot (0.5 \cdot 0.05 + (1 - 0.5) \cdot (0 + 0.0288)) = 0.00394 \quad (54)$$

In comparison, in the optimal path, the growth rate for U is:

$$g_U = (1 - 0.9) \cdot (0.5 \cdot 0.0594 + (1 - 0.5) \cdot (-0.0002 + 0.0296)) = 0.00444 \quad (55)$$

Note that when $\eta < 1$, the utility term is positive, and so higher growth in utility is preferable.

3 Numerical simulations

3.1 Setup

We can run some simulations to elucidate the short-run behaviour under the model. Details of these simulations can be found in §B. More graphs can be found in §C. To do this, we will consider the variable values in our second example, (2.4.2), in addition to:

$$\begin{aligned} r_2 &= -0.05 \\ w_2 &= 2000 \\ \beta_2 &= 0.5 \\ x_1(t_0) &= 10^{10} \\ x_2(t_0) &= 10^4 \end{aligned} \tag{56}$$

The r_2 value corresponds to a value drift (or death without replacement) rate of 5% per year. The w_2 value corresponds to a movement participant donating \$2000 per year, or 5% of a \$40,000 salary. The β_2 value corresponds to a team of five people being able to recruit 5 other people a year on a 20k budget (and maintaining those they have recruited previously.) The initial values for x_1 and x_2 correspond to a \$10 billion endowment and 100k individuals broadly aligned with EA values. Further work could be done in order to determine more accurate and realistic estimates.

3.2 State variables

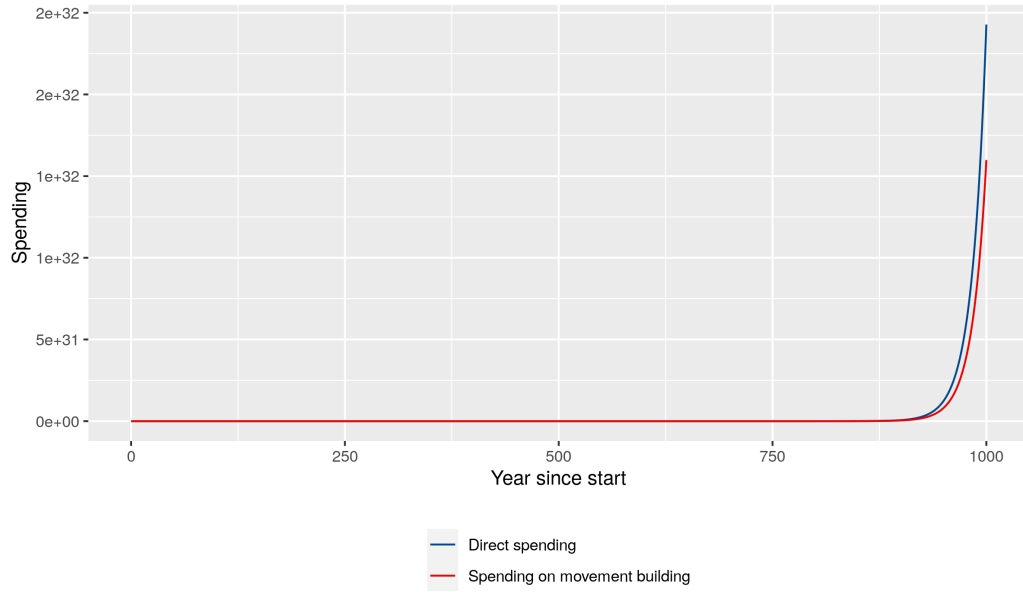
In this regime, the state variables, after an initial period in which labor stays roughly constant, these grow at an exponential rate:



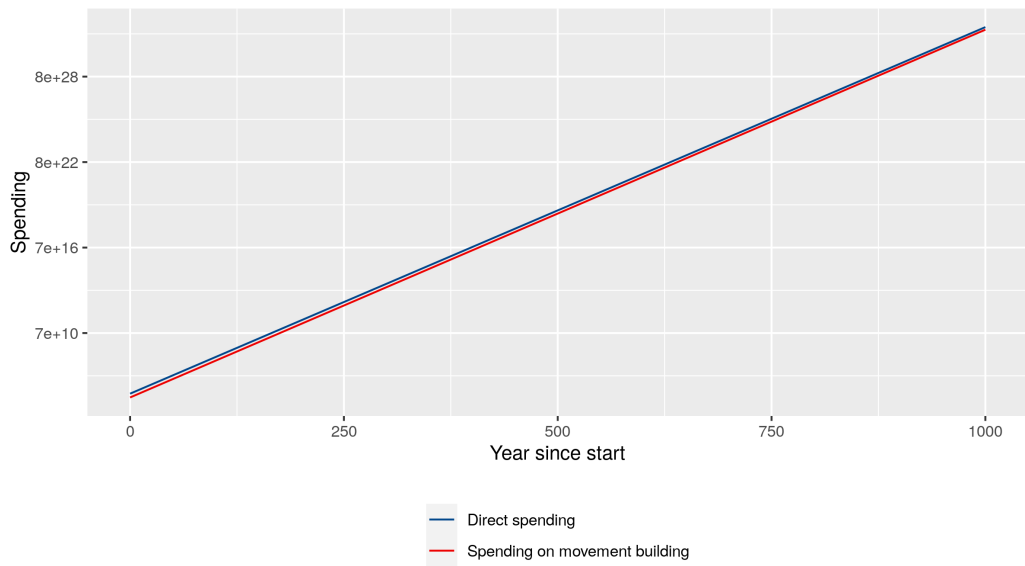
3.3 Spending rates

Spending also grows exponentially, as per results in (2.3.3). Note that, per (2.4.2), α_1 grows at a rate of 5.94%, whereas α_2 grows at a rate of 5.96%, so eventually, α_2 will catch-up with and surpass α_1 . However, when it does so, the difference will be small enough to not be immediately apparent in a graph.

Evolution of spending

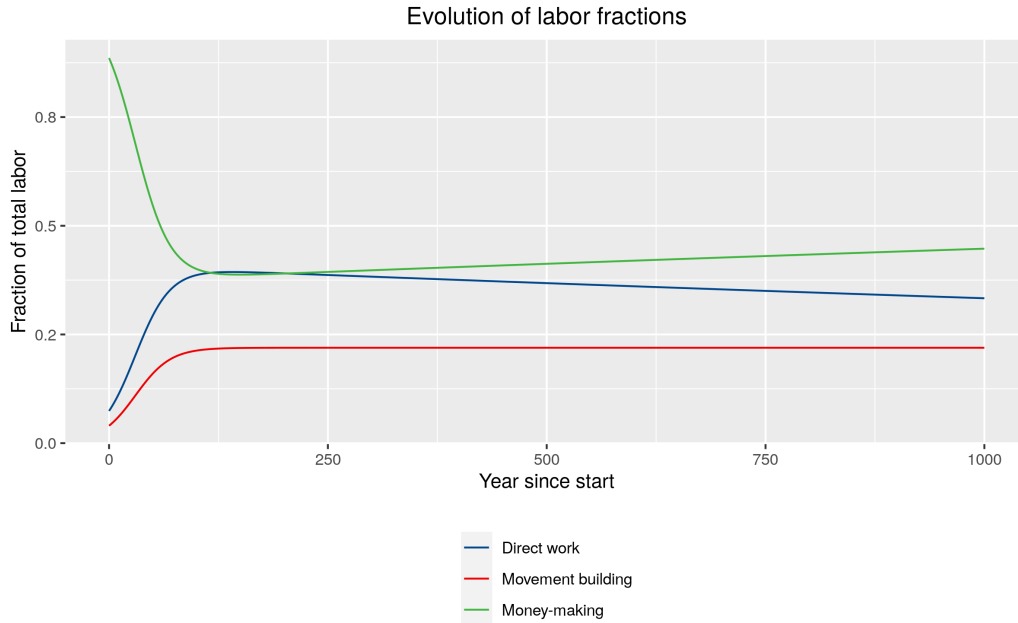


Evolution of spending
(logarithmic scale)



3.4 Allocation of labor

With regards to the allocations of labor, we observe the following:

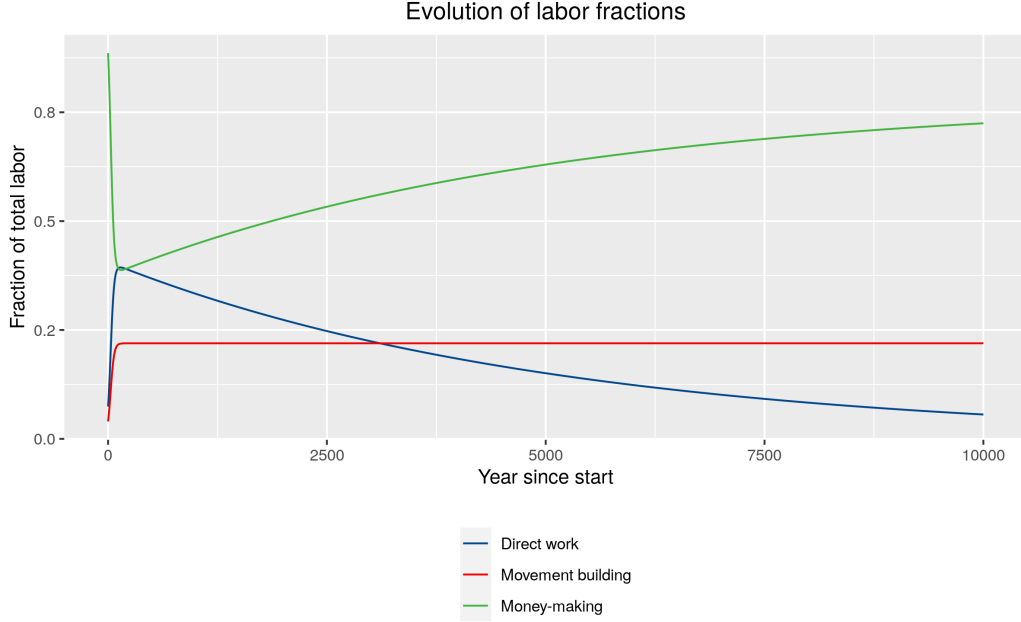


The starting point is a nearly 100% allocation of labor towards money-making. This is caused by our model assuming that wages grow more slowly than the return rate on capital.

For the purposes of illustration, consider a social movement made exclusively of airline pilots, and suppose that their wages had been steadily declining as their profession becomes commoditized. Then the optimal allocation is for them to accumulate money at the beginning, and then transition to direct work once their profession is paid less.¹ This example is imperfect because the example's tension is between pilots' salaries relative to other salaries, but in our graph and model the tension is between the donations of money-makers and the interest rate, yet the result is similar.

As time goes on, a different dynamic kicks in, and we observe:

¹For another example, consider a social movement made up exclusively of Elon Musks, who have the ability to create valuable companies. Then the optimal path might involve the clones creating said companies and leaving philanthropy to their (due to regression to the mean, in expectation) less entrepreneurially competent descendants. This example might also apply to "Effective Altruism", which has a great proportion of members with a background in software engineering, which currently has a reputation for being a well-paying profession but might become more commoditized in the future.



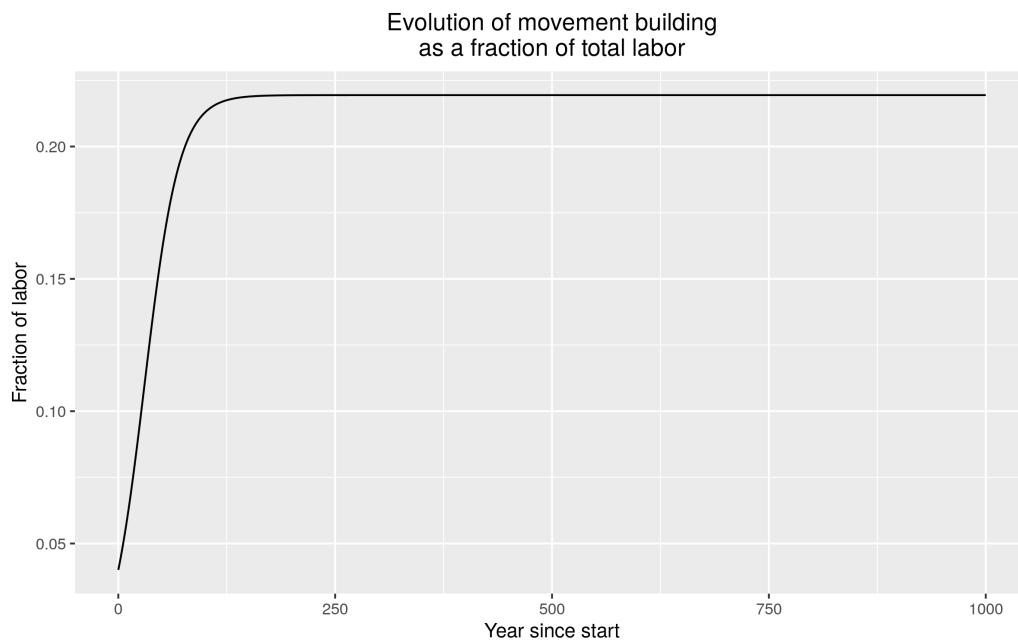
Recall the law of motion for x_2 :

$$\dot{x}_2 = r_2 x_2 + \beta_2 \cdot \exp\{\gamma_2 t\} \cdot (\alpha_2^{\lambda_2} \cdot (\sigma_2 x_2)^{1-\lambda_2})^{\delta_2} \quad (57)$$

Here, the best way to increase the absolute number of movement participants doing direct work turns out to be by investing into movement building. For any given growth rate in the absolute number of direct workers, g , the labor and capital inputs to movement-building term, $(\alpha_2^{\lambda_2} \cdot (\sigma_2 x_2)^{1-\lambda_2})^{\delta_2}$ has to grow at at least that rate (and a little bit more to adjust for the drift rate, r_2). In principle this could be accounted solely by a very fast growth rate on α_2 , but in actuality, as α_2 grows, $x_2 \cdot \sigma_2$ would become the limiting factor, and σ_2 ends up converging to a constant, and we obtain our Quasi-Ponzi condition:

$$\frac{\text{direct workers}}{\text{direct workers} + \text{movement-builders}} \rightarrow 0$$

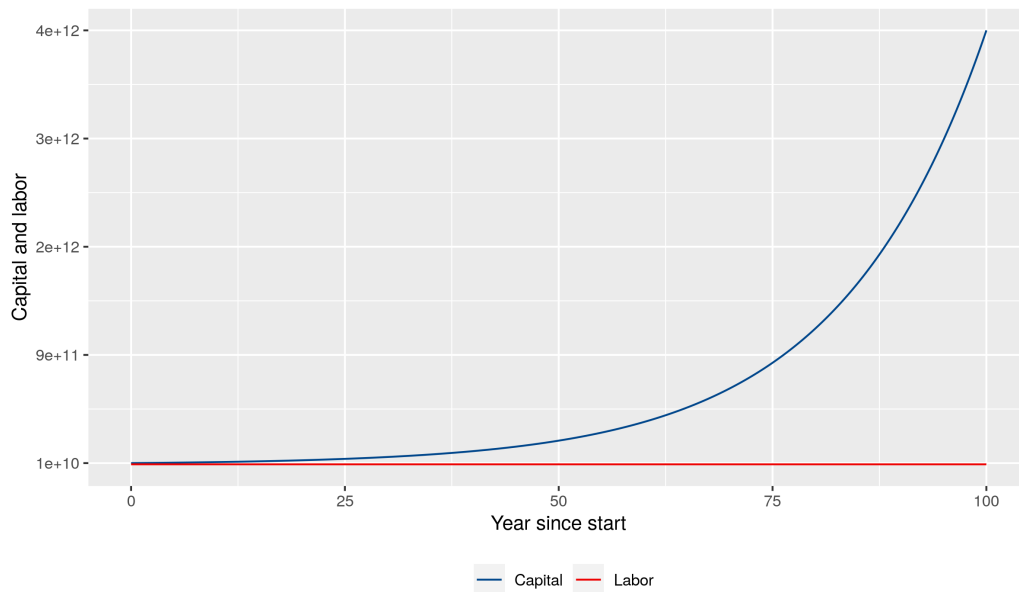
A close-up view of σ_2 might also be informative:



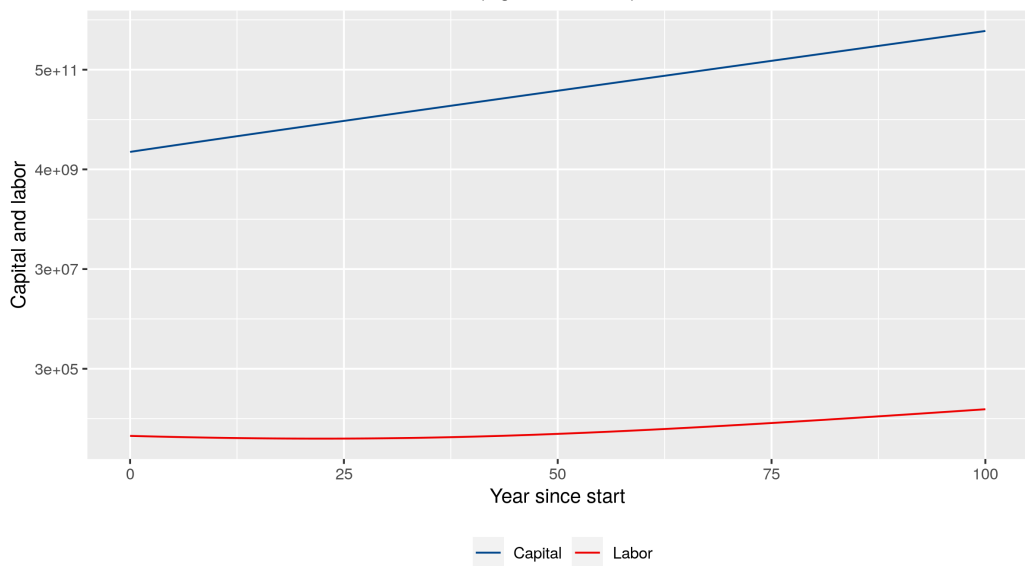
3.5 A closer look at the near-term

Perhaps most interestingly, we observe that the movement size decreases a little bit at the beginning, as the majority still dedicates itself to money-making. But after an initial period, it begins to grow exponentially.

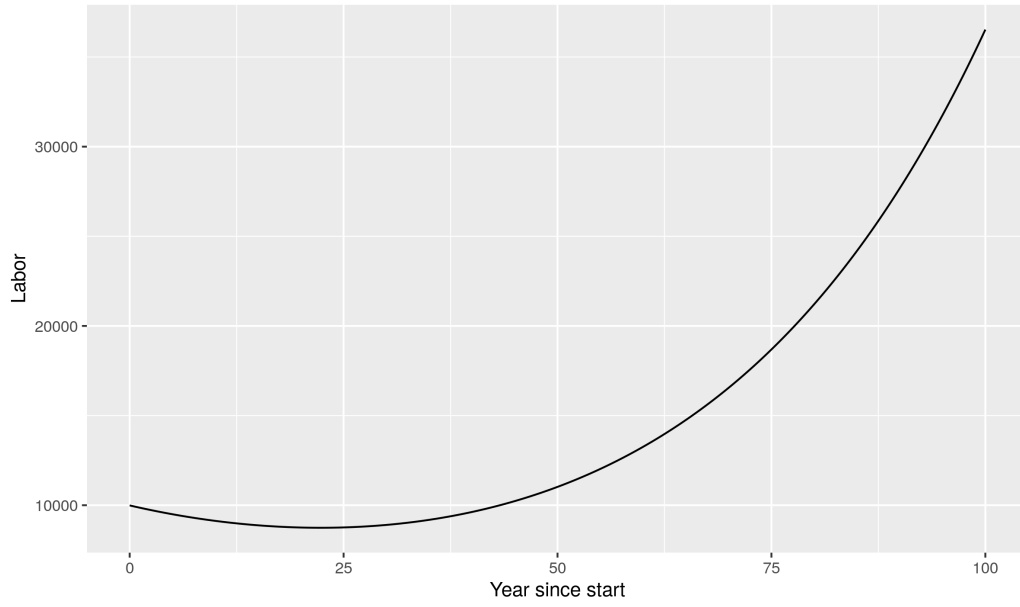
Evolution of state variables



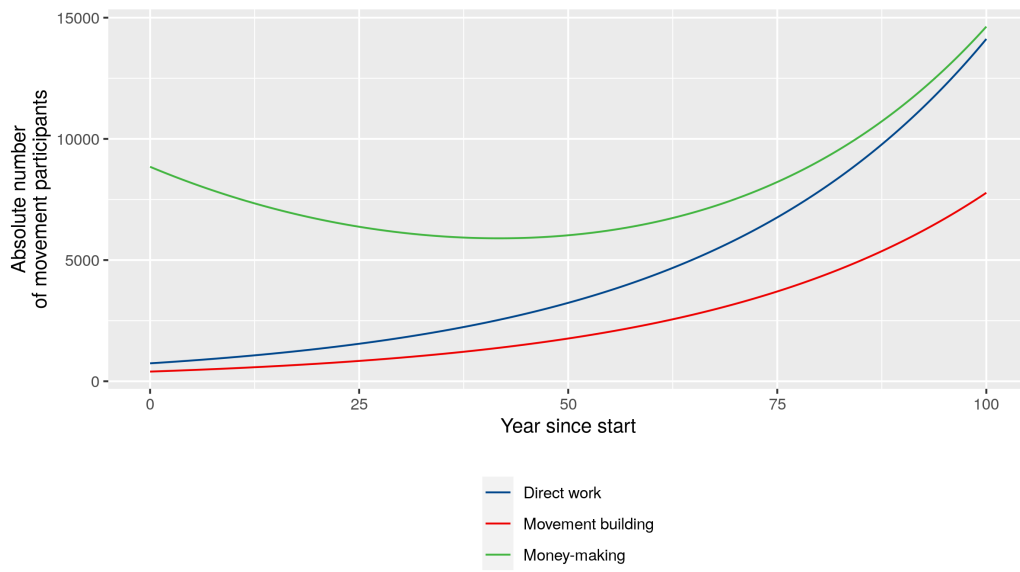
Evolution of state variables
(logarithmic scale)



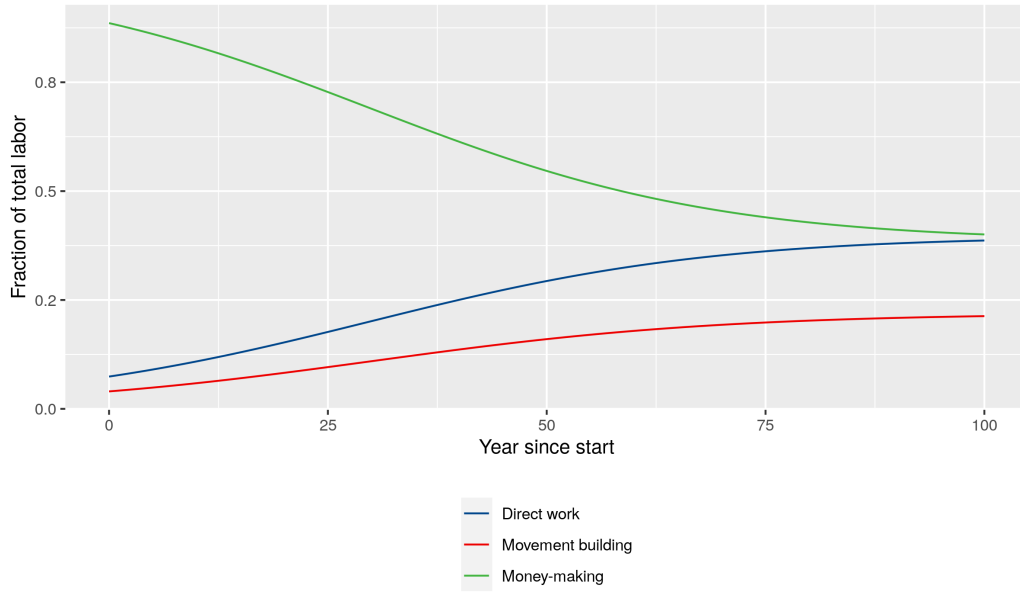
Evolution of movement size



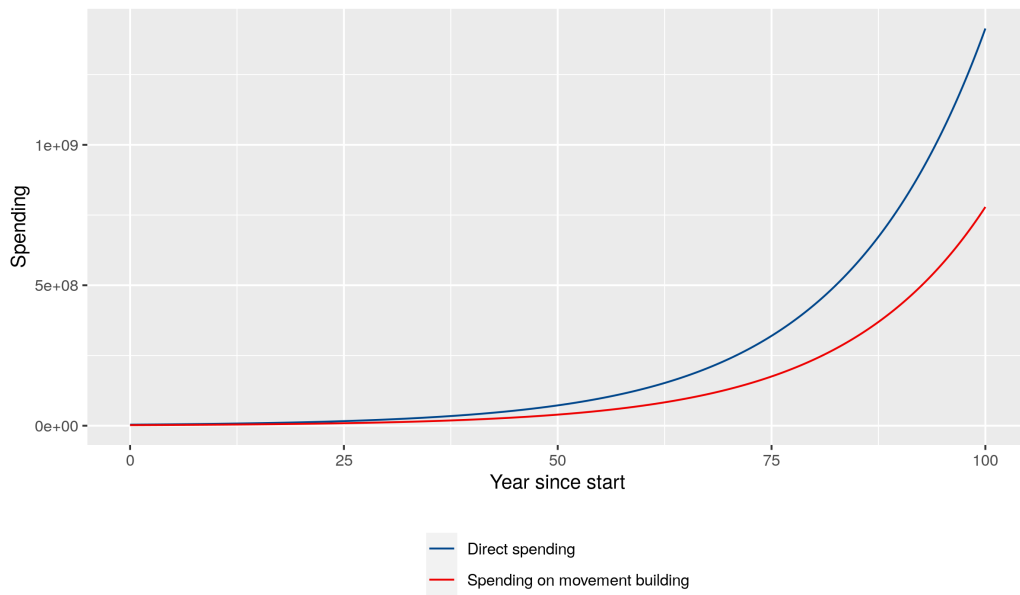
Evolution of labor in absolute terms

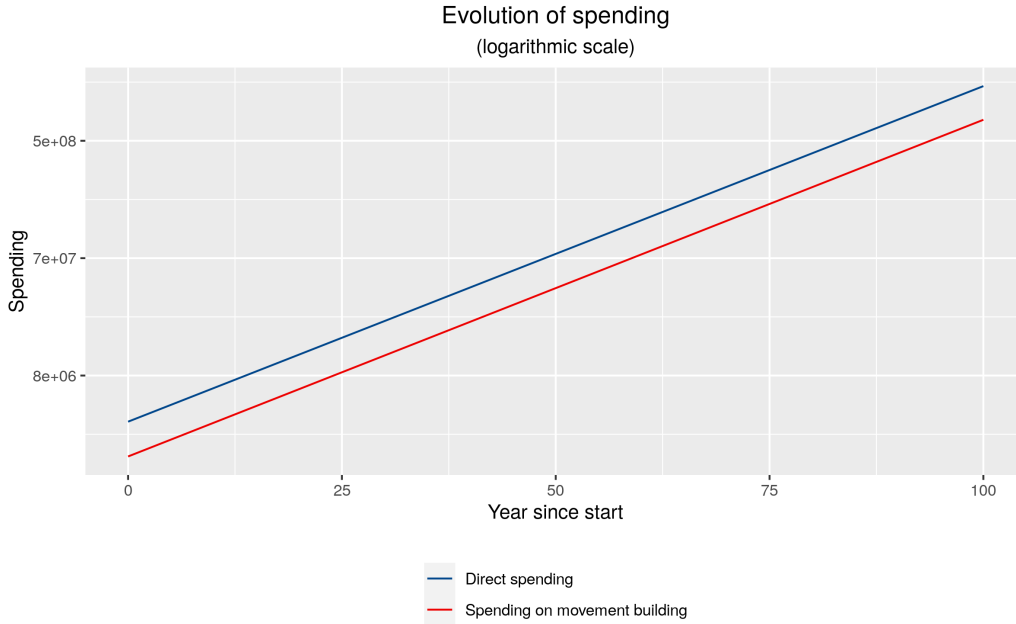


Evolution of labor fractions



Evolution of spending





3.6 Secondary regimes

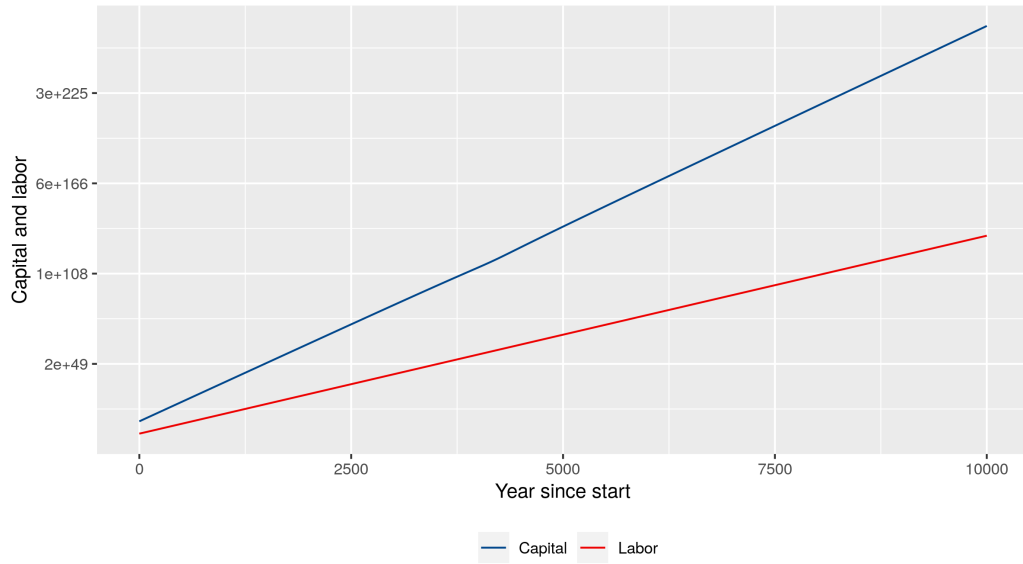
3.6.1 $x_1(t_0) \gg x_2(t_0) \wedge r_2 > 0$

The dynamics where $x_1(t_0)$, the initial capital, is larger than the initial movement size, and $r_2 > 0$, we get a dynamic similar to the above, yet different enough to remark upon.

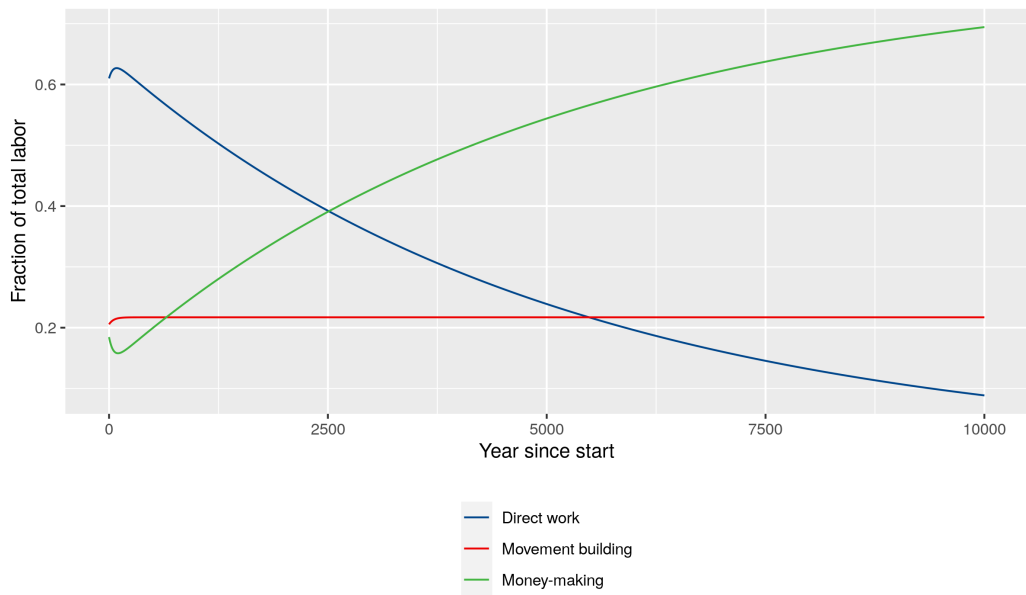
In the following graphs, variables remain as in §3.1, except that instead of beginning with \$10 billion (10^{10}) in capital and 10^4 movement participants, the movement begins with \$1 trillion (10^{12}) in capital and 10^4 movement participants. Further, $r_2 = 0.01$, meaning that left alone the movement grows at 1% a year, perhaps because of a fertility rate or spontaneous activism.

We note that the initial dip in money making still remains, but is now both less pronounced and begins from a lower starting point.

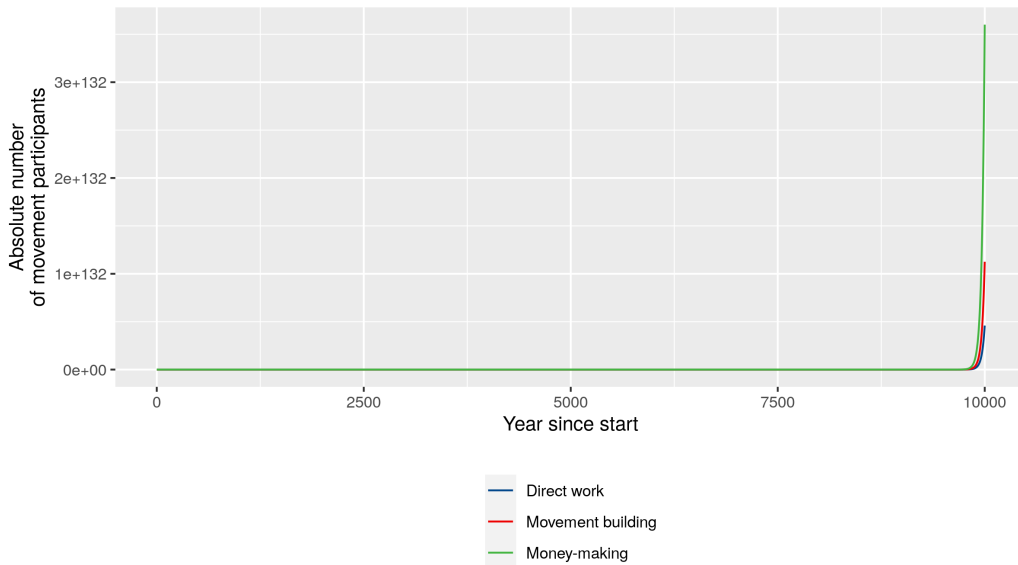
Evolution of state variables
(logarithmic scale)



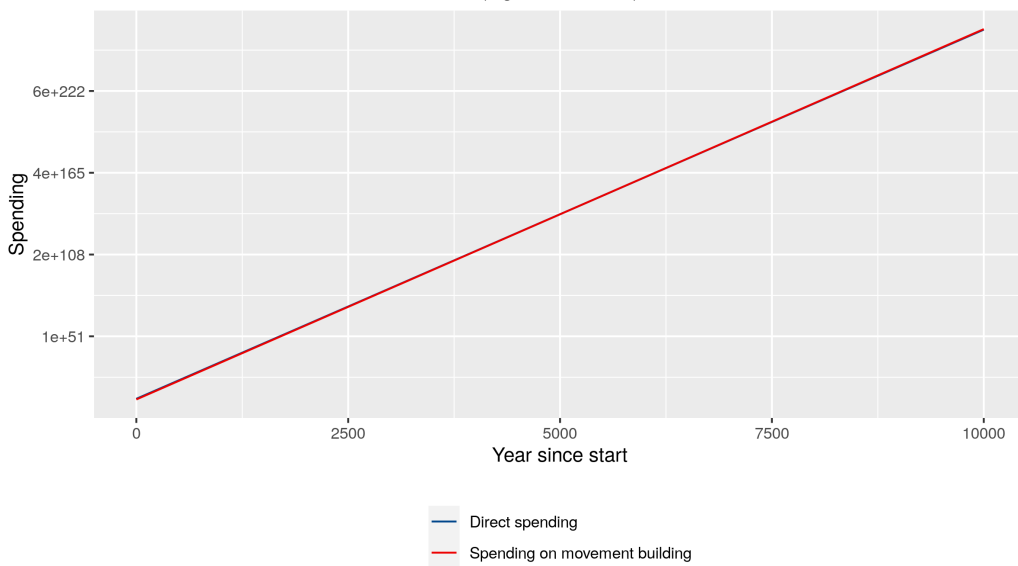
Evolution of labor fractions



Evolution of labor
in absolute terms



Evolution of spending
(logarithmic scale)



3.6.2 $\sigma_1 + \sigma_2 > 1$

With some frequency, we land in a secondary regime where $\sigma_1 + \sigma_2 > 1$, which has the interpretation that σ_3 , movements participants who are earning to give, is negative. At first this might sound paradoxical, but it has the interpretation that instead of recruiting movement participants, the movement hires them at the rate they would have otherwise made money.

This scenario tends to occur when the social movement has too much capital in comparison with movement participants, or when recruiting people proves too expensive.

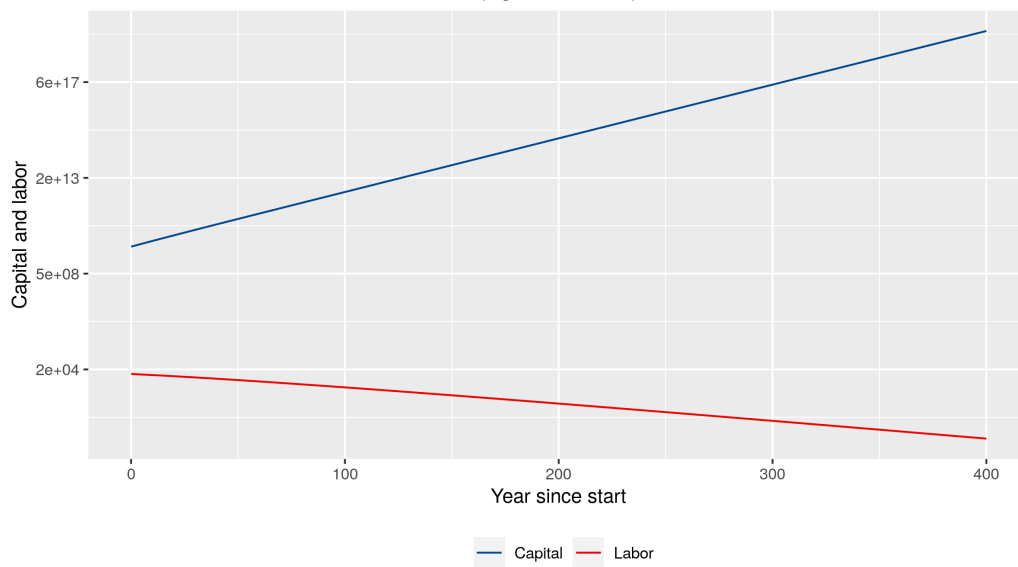
Interestingly, if the transversality condition $\sigma_1 + \sigma_2 = 1$ is violated, the resulting regime does not satisfy the asymptotic Quasi-Ponzi condition.

For example, consider the case where γ_2 , the exponential growth rate which determines the changing cost of movement building, is negative. In the previous section, we had considered $\gamma_2 = 0.01 > 0$, because movement builders have access to more efficient tools: for example, one might imagine that targeted Facebook ads are more efficient in comparison with handing out leaflets, or that as time passes, better randomized controlled trials on various forms of movement building are carried out.

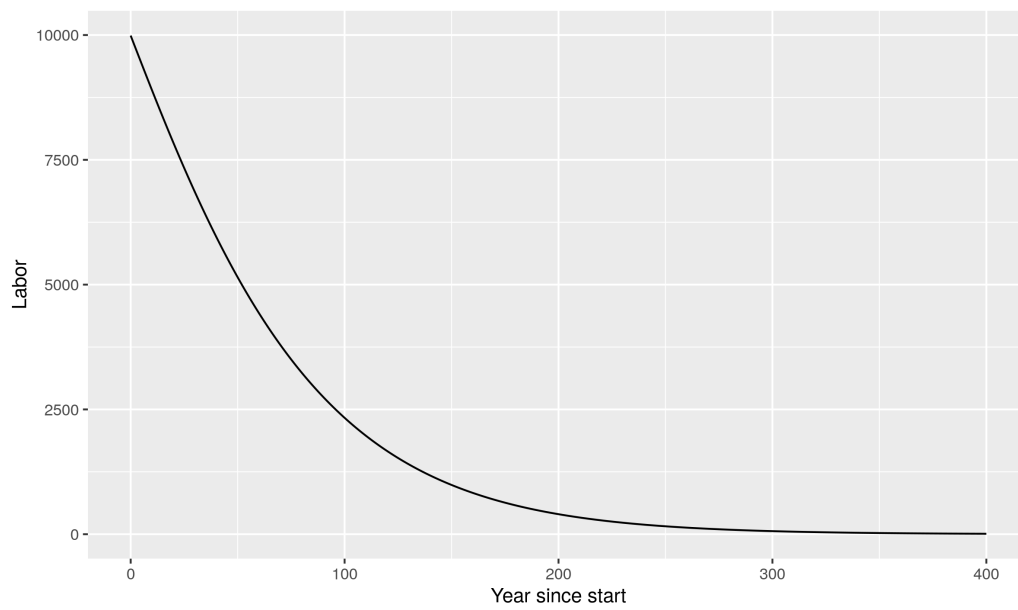
However, one might also consider $\gamma_2 < 0$, because the salary of the movement builders itself grows. If $\gamma_2 = -0.02$, and all other variables² are as in section §3.1, the following dynamics arise:

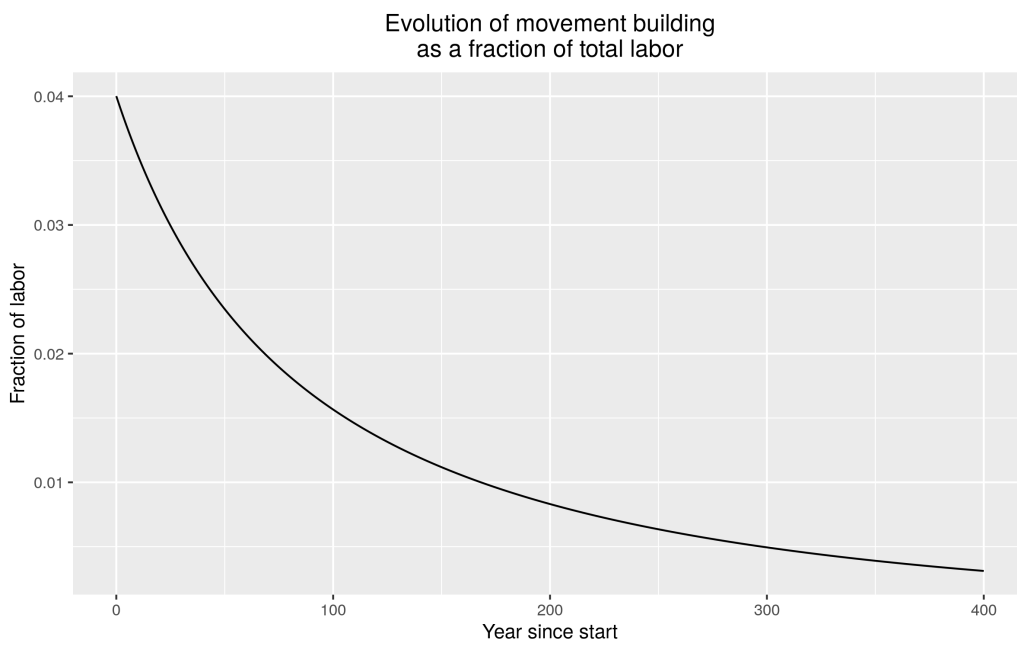
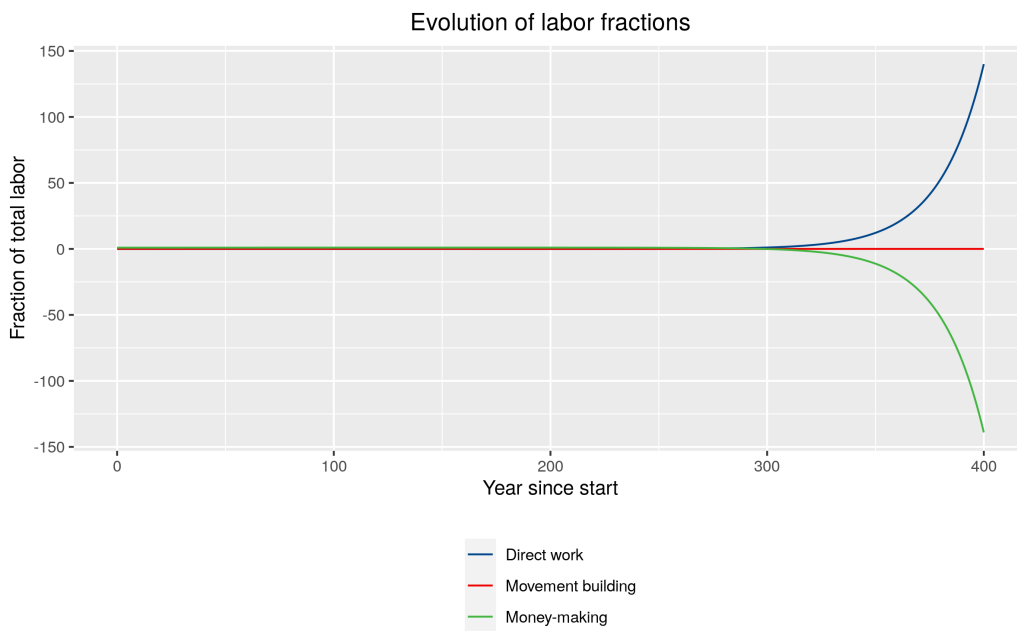
²Except k_1 , a constant which depends on initial conditions, which now is $\approx 10^{-2}$

Evolution of state variables
(logarithmic scale)

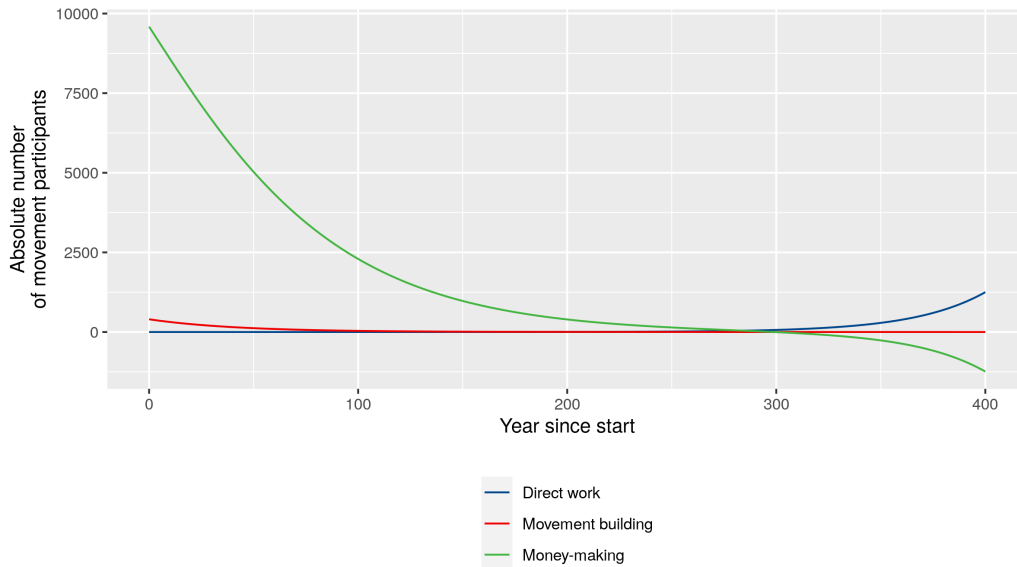


Evolution of movement size



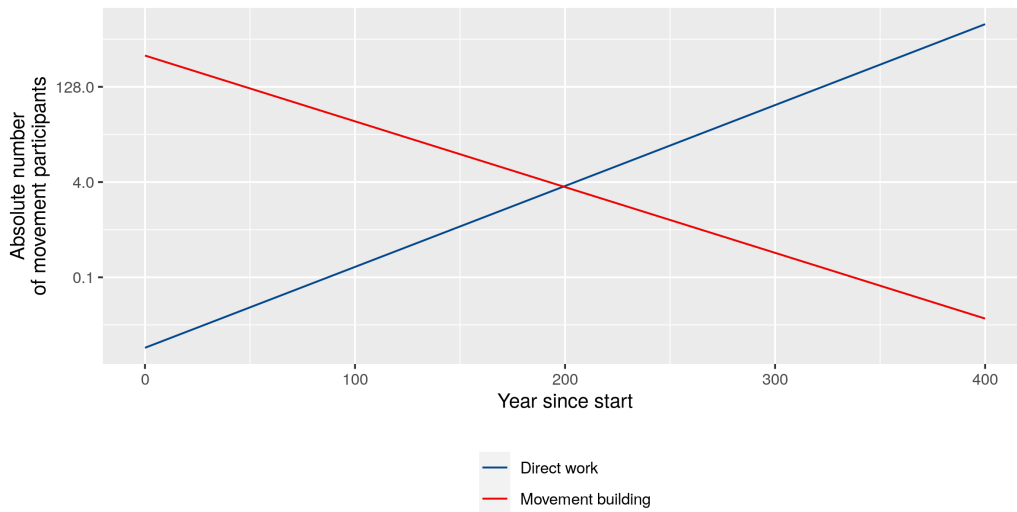


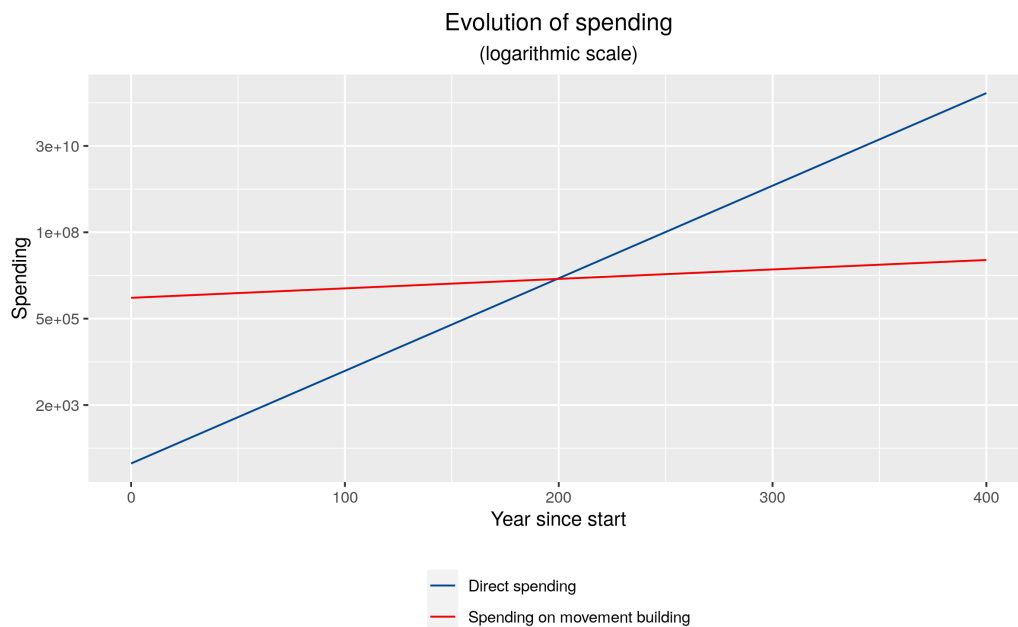
Evolution of labor
in absolute terms



Evolution of movement participants
in absolute terms
(logarithmic scale)

(only direct workers and movement builders)





We observe that keeping the social movement building is, in this case, too expensive. Instead of recruiting movement participants, it is more profitable to directly hire direct workers and let the social movement as such slowly die off. Yet hiring direct workers might not be possible for all social movements. For such movements, if they fall on a secondary regime, better tools or sharper analysis³ would be needed.

³In particular, if $x_2 \rightarrow 0$, then k_2 may not be equal to 0 in §A.4.2

4 Conclusions

4.1 Outline of results

We have considered a stylized model of movement building in the context of social movements which aim to effect some change in the world.

In §2.2 we derived a necessary but not sufficient heuristic which might be used to check whether one is on the optimal path according to our model.

In §2.3, we derived the asymptotic growth rates for the stylized model, and in §2.3.3 we derived the spending path, that is, the optimal amount to spend on movement building at any given time.

We found that, for a space of plausible parameters, the optimal allocation implies an *asymptotic quasi-Ponzi* condition, where, even as the number of movement participants doing direct work grows with time in absolute terms, they converge to 0% of the total movement size, with most of the movement participants working either on earning money or in movement building. Analogously, even as the amounts of money spent on direct work grows in absolute terms, this amount also converges to 0% of total yearly spending, with most spending being directed towards movement building.

However, when carrying out numerical simulations, we find that this asymptotic quasi-Ponzi condition is indeed asymptotic, and doesn't instantiate itself in the immediate future. Further, if we allow our social movement to hire workers, the asymptotic Ponzi condition may not hold.

When carrying out these simulations, we find that for some plausible parameters, the fraction of movement participants who do direct work grows until it reaches a peak, and then declines with time in favour of the fraction which dedicates themselves to earning money. Empirically, the exact magnitude and width of this peak depends heavily on the distance between initial movement size and initial capital. Besides our main scenario, we also simulate two secondary regimes; their dynamics are different from the main scenario, which serves to emphasize that our choice of location in the space of variables does matter.

4.2 Transversality violations

We also find that the problem under consideration displays a strong proclivity to violate the transversality conditions, that is, to generate seemingly impossible results. For example, if the amount of money and manpower

needed to recruit someone to join a social movement is and remains much lower than the amount of money and manpower which typical members are willing to give to this movement, and if these typical members are willing to allocate that money and manpower towards movement building, the optimal solution looks like an almost instantaneous recursive loop which quickly “takes over the world.” This is the motivation for the $\delta_2 < 1$ term in (3). See also (Koopmans 1967) [9] for discussion regarding cases where there is no optimum. ⁴

4.3 Implications

In the short term, for our plausible parameters, our stylized model outputs that in the case where the movement has a decay rate, the optimal path involves mostly money-making, as opposed to either movement building or direct work. As the decay rate becomes a reproduction rate, and initial capital increases relative to initial movement size, that focus instead switches to direct work. The reader will notice that this doesn’t answer what a social movement should do, our conclusions are rather a function from parameters to an answer. ⁵

In the long run, our stylized model allocates something of the order $\approx 20\%$ of labor and a majority of spending to movement building, which should be taken as a qualitative conclusion highly dependent on the adequacy of our model, rather than as a prescriptive conclusion. Yet this doesn’t seem so unreasonable: On the one hand, as money becomes plentiful with the passage of centuries, the limiting reagent will become movement participants.

⁴For more philosophical discussion of so-called “Satan’ apple scenarios”, see (Arntzenius et al. 2003) [5]. In these kinds of scenarios, waiting $n + 1$ years might always be strictly better than waiting n years, but waiting forever is strictly worse than waiting any finite amount. In our case, this might correspond to a situation where investing for $n + 1$ years before spending is better than investing for only n years, but where investing forever and never spending is worse than investing for any finite amount of time. Similarly, it might be the case that directing all of a movement’ resources and manpower towards movement building for n years to produce explosive movement growth, and then switching over to generating utility is only dominated by doing the same thing for $m > n$ years, but that solely concentrating on movement building forever would be suboptimal. Now, for a range of plausible parameters this doesn’t happen, but there is also no particular reason why one can’t fall in a Satan’ apple scenario. Arntzenius et al. argue that the rational choice in such a scenario is to stick to a large finite integer and to stop at that point.

⁵See (Gooen 2020) [11], and in particular the last image therein for further discussion as relates to probabilistic estimates and forecasting.

On the other hand, vast as Bill Gates' fortune may be, it is likely that most of his altruistic impact comes from the even greater billions which others have donated because of his Giving Pledge. On that note, spending numbers for the Giving Pledge are not readily available, and it is unclear what amount of effort it takes to persuade a billionaire to part with half of their fortune for philanthropic causes, but it might not be surprising if the Giving Pledge' budget was too low.

The timelines we consider, 1000 to 10000 years are such that for a social movement following the optimal path outlined in our stylized model, the aim should be to belong to the reference class of major religions and systems of thought, such as Zoroastrianism, Christianity or Confucianism. As such, spending most of a social movement' capital within a generation, as Open Philanthropy, a major organization within the "Effective Altruism" ecosystem, intends to do, would in our model leave much utility on the table. Similarly, some aspiring effective altruists occasionally express the desire to "Keep EA weird"; our model suggests this is suboptimal. Yet scholars such as Samo Burja speculate that an organization aiming to be long-lived would do well by becoming secluded and devoid of power, like in the case of Mount Athos in Greece [12]. This tension has yet to be resolved.

4.4 Closing remarks

Overall, our results are contingent on the stylized movement building model capturing enough facets of reality to be of interest, but there are many respects in which it is not exhaustive. To mention two salient omissions, we don't consider global catastrophic or existential risks (such as runaway climate change, unaligned artificial intelligence, nuclear brinkmanship, extremely deadly global pandemics, etc.), which might lead us to consider more impatient allocations, and we also don't here consider the interplay between philanthropists who have different rates of time discounting.

Should it then be the case that the stylized model is too far removed from reality, it may still serve as a building block for later and more detailed models which take into account these and further considerations. Indeed, current spending decisions seem to be the result of expert judgment calls rather than the result of optimal control theory calculations, and at this stage of modelling, expert intuition might provide better recommendations than those of our stylized model. Yet a research agenda aiming to model optimal allocations while taking into account all crucial considerations could

be fleshed out and funded.

5 References

- [1] Ramsey, F. P. (1928). “A Mathematical Theory of Saving”. *The Economic Journal* Vol. 38, No. 152, pp. 543-559. URL: <http://piketty.pse.ens.fr/files/Ramsey1928.pdf>. (archived URL). Last accessed October 3, 2020.
- [2] Trammell, P. (2020). “Discounting for Patient Philanthropists” (Early draft). URL: https://philipTrammell.com/static/discounting_for_patient_philanthropists.pdf (archived URL). Last accessed October 3, 2020.
- [3] Romer, P. M. (1986). “Increasing Returns and Long-Run Growth”. *Journal of Political Economy*, 94(5), 10021037.
- [4] Jones, C. I. (1995). R & D-Based Models of Economic Growth. *Journal of Political Economy*, 103(4), 759784.
- [5] Arntzenius, F., Elga, A., & Hawthorne, J. (2004). “Bayesianism, Infinite Decisions, and Binding”. *Mind*, 113(450), new series, pp. 251-283. URL: <https://core.ac.uk/download/pdf/11920777.pdf> (archived URL). Last accessed October 3, 2020.
- [6] Kurlat, P. (2013). “Continuous Time Optimization, Part 1”. URL: <https://sites.google.com/view/pkurlat/teaching> (archived URL). Last accessed October 3, 2020.
- [7] Romer, P. (1986). “Cake Eating, Chattering, and Jumps: Existence Results for Variational Problems”. *Econometrica*, 54(4), pp. 897-908. URL: <https://www.jstor.org/stable/1912842> (archived URL). Last accessed October 3, 2020.
- [8] Jones, C.I. (2016). “Life and Growth”. *Journal of Political Economy*, Vol. 124 (2), pp. 539-578. URL: <https://web.stanford.edu/~chadj/LifeandGrowthJPE2016.pdf> (archived URL). Last accessed October 3, 2020.
- [9] Koopmans, T. C. (1967). Objectives, Constraints, and Outcomes in Optimal Growth Models. *Econometrica*, 35(1), 1.
- [10] Aschenbrenner, L. (2020). “Existential Risk and Growth” (Early draft). URL: <https://leopoldaschenbrenner.github.io/xriskandgrowth/>

[ExistentialRiskAndGrowth050.pdf](#) (archived URL). Last accessed October 3, 2020.

[11] Gooen, O. (2020). “Multivariate estimation & the Squiggly language”. URL: <https://www.lesswrong.com/posts/kTzADPE26xh3dyTEu/multivariate-estimation-and-the-squiggly-language> (archived URL). Last accessed October 3, 2020.

[12] Burja, S. (2020). *Long Lived Institutions*. Foresight Institute Talks. URL: <https://www.youtube.com/watch?v=6cCcX0xydmk> (archived transcript). Last accessed October 3, 2020.

Appendices

A Proofs and derivations

A.1 Hamiltonian equations

$$\frac{\partial H}{\partial \alpha_1} = 0$$

$$(1 - \eta) \cdot \lambda_1 \cdot \frac{U}{\alpha_1} - \mu_1 = 0 \quad (58)$$

$$\mu_1 = (1 - \eta) \lambda_1 \cdot \frac{U}{\alpha_1} \quad (59)$$

$$\frac{\partial H}{\partial \alpha_2} = 0$$

$$\mu_2 \cdot \delta_2 \lambda_2 \cdot \frac{F_2}{\alpha_2} - \mu_1 = 0 \quad (60)$$

$$\mu_1 = \mu_2 \cdot \delta_2 \cdot \lambda_2 \cdot \frac{F_2}{\alpha_2} \quad (61)$$

$$\frac{\partial H}{\partial \sigma_1} = 0$$

$$(1 - \eta)(1 - \lambda_1) \cdot \frac{U}{\sigma_1} - \mu_1 \cdot x_2 \cdot w_2 \cdot \exp\{\gamma_1 t\} = 0 \quad (62)$$

$$\mu_1 = \frac{(1 - \eta)(1 - \lambda_1)}{w_2} \cdot \frac{U}{\sigma_1 \cdot x_2 \cdot \exp\{\gamma_1 t\}} \quad (63)$$

$$\frac{\partial H}{\partial \sigma_2} = 0$$

$$- \mu_1 \cdot x_2 \cdot w_2 \cdot \exp\{\gamma_1 t\} + \mu_2 \cdot \delta_2 (1 - \lambda_2) \cdot \frac{F_2}{\sigma_2} = 0 \quad (64)$$

$$\mu_1 = \mu_2 \cdot \frac{\delta_2 \cdot (1 - \lambda_2)}{w_2} \cdot \frac{F_2}{\sigma_2 \cdot x_2 \cdot \exp\{\gamma_1 t\}} \quad (65)$$

$$\frac{\partial H}{\partial x_1} = \rho \mu_1 - \dot{\mu}_1$$

$$\mu_1 \cdot r_1 = \rho \mu_1 - \dot{\mu}_1 \quad (66)$$

$$\mu_1 = k_1 \cdot \exp\{(\rho - r_1)t\} \quad (67)$$

$$\frac{\partial H}{\partial x_2} = \rho\mu_2 - \dot{\mu}_2$$

$$\begin{aligned} \rho\mu_2 - \dot{\mu}_2 &= \mu_2 \cdot (\rho - g_{\mu_2}) = (1 - \eta) \cdot (1 - \lambda_1) \cdot \frac{U}{x_2} \\ &\quad + \mu_1 \cdot w_2 \cdot \exp\{\gamma_1 t\} \cdot (1 - \sigma_1 - \sigma_2) \\ &\quad + \mu_2 \cdot \left(r_2 + (1 - \lambda_2) \cdot \delta_2 \cdot \frac{F_2}{x_2} \right) \end{aligned} \quad (68)$$

Through several manipulations of (68), by substituting $(1 - \eta) \cdot (1 - \lambda_1) \cdot U$ from (63) and $(1 - \lambda_1) \cdot \delta_2 \cdot F_2 \cdot \mu_2$ from (65), we arrive at:

$$(\rho - r_2) \cdot \mu_2 - \dot{\mu}_2 = \mu_1 \cdot w_2 \cdot \exp\{\gamma_1 t\} \quad (69)$$

Which, in an asymptotic balanced growth path where $\mu_2 = k \cdot \exp\{g_{\mu_2} t\}$, simplifies to:

$$\mu_2 \cdot (\rho - g_{\mu_2} - r_2) = \mu_1 \cdot w_2 \cdot \exp\{\gamma_1 t\} \quad (70)$$

This produces the growth equation

$$g_{\mu_1} = g_{\mu_2} + g_{x_2} - \gamma_1 \quad (71)$$

Summary

$$\mu_1 = (1 - \eta)\lambda_1 \cdot \frac{U}{\alpha_1} \quad (72)$$

$$\mu_1 = \mu_2 \cdot \delta_2 \cdot \lambda_2 \cdot \frac{F_2}{\alpha_2} \quad (73)$$

$$\mu_1 = \frac{(1 - \eta)(1 - \lambda_1)}{w_2} \cdot \frac{U}{\sigma_1 \cdot \exp\{\gamma_1 t\}} \quad (74)$$

$$\mu_1 = \mu_2 \cdot \frac{\delta_2 \cdot (1 - \lambda_2)}{w_2} \cdot \frac{F_2}{\sigma_2 \cdot \exp\{\gamma_1 t\}} \quad (75)$$

$$\mu_1 = k_1 \cdot \exp\{(\rho - r_1)t\} \quad (76)$$

$$\mu_2 \cdot (\rho - g_{\mu_2} - r_2) = \mu_1 \cdot w_2 \cdot \exp\{\gamma_1 t\} \quad (77)$$

A.2 Asymptotic growth equations

This last equation, (83) comes from $F_2 = \dot{x}_2 - r_2 x_2$. We consider a balanced growth path, where $z = k \cdot \exp\{g_z \cdot t\}$. Provided that this balanced growth path satisfies our equations, it will also be the asymptotic path $\dot{x}_2 = g_{x_2} \cdot x_2$, so $F_2 = g_{x_2} \cdot x_2 - r_2 x_2 = (g_{x_2} - r_2) \cdot x_2$.

$$g_{\mu_1} = g_U - g_{\alpha_1} \quad (78)$$

$$g_{\mu_1} = g_{\mu_2} + g_{F_2} - g_{\alpha_2} \quad (79)$$

$$g_{\mu_1} = g_U - g_{\sigma_1} - g_{x_2} - \gamma_1 \quad (80)$$

$$g_{\mu_1} = g_{\mu_2} + g_{F_2} - g_{\sigma_2} - g_{x_2} - \gamma_1 \quad (81)$$

$$g_{\mu_1} = (\rho - r_1) \quad (82)$$

$$g_{\mu_1} = g_{\mu_2} - \gamma_1 \quad (83)$$

$$g_{x_2} = g_{F_2} = \gamma_2 + \delta_2 \cdot \left(\lambda_2 \cdot g_{\alpha_2} + (1 - \lambda_2) \cdot (g_{\sigma_2} + g_{x_2}) \right) \quad (84)$$

Some simple simplifications follow. (90) is derived from (81) + (83) + $(g_{x_2} = g_{F_2})$.

$$g_{\alpha_1} = g_{\sigma_1} + g_{x_2} + \gamma_1 \quad (85)$$

$$g_{\mu_1} = g_U - g_{\alpha_1} \quad (86)$$

$$g_{\alpha_2} = g_{\sigma_2} + g_{x_2} + \gamma_1 \quad (87)$$

$$g_{\mu_1} = g_{\mu_2} + g_{F_2} - g_{\alpha_2} \quad (88)$$

$$g_{\mu_1} = \rho - r_1 \quad (89)$$

$$g_{\sigma_2} = 0 \quad (90)$$

$$g_{x_2} = g_{F_2} = \gamma_2 + \delta_2 \cdot \left(\lambda_2 \cdot g_{\alpha_2} + (1 - \lambda_2) \cdot (g_{\sigma_2} + g_{x_2}) \right) \quad (91)$$

A.3 Asymptotic growth path derivation

From this we can simply derive g_{x_2} , by substituting (87) and (90) in (91)

$$g_{x_2} = \frac{\gamma_2 + \delta_2 \lambda_2 \gamma_1}{1 - \delta_2} \quad (92)$$

And from that g_{α_2} , by substituting (92) back in (87)

$$g_{\alpha_2} = g_{x_2} + \gamma_1 = \frac{\gamma_2 + \delta_2 \lambda_2 \gamma_1}{1 - \delta_2} + \gamma_1 \quad (93)$$

Similarly, from (85), (86) and (92), we can derive g_{α_1} and g_{σ_1} :

$$g_{\alpha_1} = \frac{r_1 - \rho}{\eta} - \frac{(1 - \eta)(1 - \lambda_1)}{\eta} \cdot \gamma_1 \quad (94)$$

$$g_{\sigma_1} = \frac{r - \rho}{\eta} - \left(\frac{(1 - \eta)(1 - \lambda_1)}{\eta} + 1 \right) \cdot \gamma_1 - g_{x_2} \quad (95)$$

Note that this solution is only valid where $g_{\sigma_1} \leq 0$.

Note also that $g_{\alpha_1} \leq g_{\alpha_2}$. Proof: $g_{\alpha_1} = g_{\sigma_1} + g_{x_2} + \gamma_1$, and $g_{\alpha_2} = g_{x_2} + g_{x_2} + \gamma_1$. Hence $g_{\alpha_1} = g_{\sigma_1} + g_{\alpha_2} \wedge g_{\sigma_1} \leq 0 \implies g_{\alpha_1} \leq g_{\alpha_2}$.

We can also derive x_1 .

$$\dot{x}_1 = r_1 x_1 - \alpha_1 - \alpha_2 + x_2 \cdot w_2 \cdot \exp\{\gamma_1 t\} \cdot (1 - \sigma_1 - \sigma_2) \quad (96)$$

$$x_1 = a \cdot \exp\{r_1 \cdot t\} + b \cdot \exp\{g_{\alpha_1} \cdot t\} + c \cdot \exp\{g_{\alpha_2} \cdot t\} \quad (97)$$

A.4 Exact spending schedules

In this section, through the previous equations, we derive a more or less explicit formula for α_1 and α_2 . Using that, determine the form of σ_1 and σ_2 , and having these, we derive the instantaneous change in x_1 and x_2 , and this is already enough for numerical simulations.

A.4.1 α_1

To derive α_1 , we will make use of the following equations: (72), (76) and (10)

$$\mu_1 = (1 - \eta)\lambda_1 \cdot \frac{U}{\alpha_1} \quad (98)$$

$$\mu_1 = k_1 \cdot \exp\{(\rho - r_1)t\} \quad (99)$$

$$\frac{\lambda_1}{\alpha_1} = \frac{1 - \lambda_1}{\sigma_1 \cdot x_2 \cdot w_2 \cdot \exp\{\gamma_1 t\}} \quad (100)$$

Expanding the full form of U per (2) on (98):

$$\mu_1 = \lambda_1 \cdot \frac{(\alpha_1^{\lambda_1} (\sigma_1 x_2)^{1-\lambda_1})^{1-\eta}}{\alpha_1} \quad (101)$$

and replacing $\sigma_1 \cdot x_2$ on (100) from (99):

$$\mu_1 = \lambda_1 \cdot \frac{\left(\alpha_1^{\lambda_1} \cdot \left(\frac{1 - \lambda_1}{\lambda_1} \cdot \frac{\alpha_1}{w_2 \cdot \exp\{\gamma_1 t\}} \right)^{1-\lambda_1} \right)^{1-\eta}}{\alpha_1} \quad (102)$$

$$\mu_1 = \lambda_1 \cdot \frac{\alpha_1^{(1-\eta)}}{\alpha_1} \cdot \left(\frac{1 - \lambda_1}{\lambda_1 \cdot w_2 \cdot \exp\{\gamma_1 t\}} \right)^{(1-\lambda_1)(1-\eta)} \quad (103)$$

$$\alpha_1^\eta = \frac{\lambda_1}{\mu_1} \cdot \left(\frac{1 - \lambda_1}{\lambda_1 \cdot w_2 \cdot \exp\{\gamma_1 t\}} \right)^{(1-\lambda_1)(1-\eta)} \quad (104)$$

$$\alpha_1^\eta = \frac{\lambda_1}{k_1 \cdot \exp\{(\rho - r_1)t\}} \cdot \left(\frac{1 - \lambda_1}{\lambda_1 \cdot w_2 \cdot \exp\{\gamma_1 t\}} \right)^{(1-\lambda_1)(1-\eta)} \quad (105)$$

Note how this is consistent with (94):

$$g_{\alpha_1} = \frac{r_1 - \rho}{\eta} - \frac{(1 - \eta)(1 - \lambda_1)}{\eta} \cdot \gamma_1 \quad (106)$$

Now, if k_1 is too small, then α_1 becomes so large that $x_1 \rightarrow -\infty$. Conversely, if k_1 is too large, then α_1 is too small and we accumulate money we are never to spend. k_1 will be then uniquely determined by being the value such that neither of those conditions hold.

A.4.2 μ_2

In (77), we concluded that in the asymptotic path, with $g_{\mu_2} = \gamma_1 + \rho - r_1$

$$\mu_2 \cdot (\rho - g_{\mu_2} - r_2) = \mu_1 \cdot w_2 \cdot \exp\{\gamma_1 t\} \quad (107)$$

Now, (107) holds at least in the asymptotic growth path. In the more general case, per (69):

$$(\rho - r_2) \cdot \mu_2 - \dot{\mu}_2 = \mu_1 \cdot w_2 \cdot \exp\{\gamma_1 t\} \quad (108)$$

Which, after substituting $\mu_1 = k_1 \cdot \exp\{(\rho - r_1) \cdot t\}$, resolves to:

$$(\rho - r_2) \cdot \mu_2 - \dot{\mu}_2 = k_1 \cdot w_2 \cdot \exp\{(\gamma_1 + \rho - r_1) \cdot t\} \quad (109)$$

But this is a simple differential equation, whose solution is:

$$\mu_2 = \frac{w_2 \cdot k_1}{\rho - r_2 - (\gamma_1 + \rho - r_1)} \cdot \exp\{(\gamma_1 + \rho - r_1) \cdot t\} + k_2 \cdot \exp\{(\rho - r_2) \cdot t\} \quad (110)$$

Now, r_2 will generally be negative; remember that it's the ratio of value drift or death, and so $\rho - r_2$ will be positive. But then the transversality condition will not hold unless $x_2 \rightarrow 0$ with a decay rate faster than $\rho - r_2$ (see the next section). And hence, $k_2 = 0$, and

$$\mu_2 = \frac{w_2 \cdot k_1}{\rho - r_2 - (\gamma_1 + \rho - r_1)} \cdot \exp\{(\gamma_1 + \rho - r_1) \cdot t\} \quad (111)$$

$$\mu_2 \cdot (\rho - r_2 - (\gamma_1 + \rho - r_1)) = \mu_1 \cdot w_2 \cdot \exp\{\gamma_1 t\} \quad (112)$$

$$\mu_2 \cdot (r_1 - r_2 - \gamma_1) = \mu_1 \cdot w_2 \cdot \exp\{\gamma_1 t\} \quad (113)$$

And so (107) holds in the non-asymptotic case too.

A.4.3 α_2

We can derive α_2 in a similar manner as α_1 , starting from (73), (11):

$$\mu_1 = \mu_2 \cdot \delta_2 \cdot \lambda_2 \cdot \frac{F_2}{\alpha_2} \quad (114)$$

$$\frac{\lambda_2}{\alpha_2} = \frac{1 - \lambda_2}{\sigma_2 \cdot x_2 \cdot w_2 \cdot \exp\{\gamma_1 t\}} \quad (115)$$

$$\mu_2 \cdot (r_1 - r_2 - \gamma_1) = \mu_1 \cdot w_2 \cdot \exp\{\gamma_1 t\} \quad (116)$$

We expand F_2 on (114) per (3) and divide by μ_2 :

$$\frac{\mu_1}{\mu_2} = \delta_2 \cdot \lambda_2 \cdot \frac{\beta_2 \cdot \exp\{\gamma_2 t\} \cdot (\alpha_2^{\lambda_2} \cdot (\sigma_2 x_2)^{1-\lambda_2})^{\delta_2}}{\alpha_2} \quad (117)$$

We simplify μ_1/μ_2 per (113), replace $\sigma_1 x_2$ per (115), and substitute $g_{\mu_2} = \rho - r_1 + \gamma_1$

$$\frac{(r_1 - r_2 - \gamma_1)}{w_2 \cdot \exp\{\gamma_1 \cdot t\}} = \delta_2 \cdot \lambda_2 \cdot \beta_2 \cdot \exp\{\gamma_2 t\} \cdot \frac{\left(\alpha_2^{\lambda_2} \cdot \left(\frac{1 - \lambda_2}{\lambda_2} \cdot \frac{\alpha_2}{w_2 \cdot \exp\{\gamma_1 t\}} \right)^{1-\lambda_2} \right)^{\delta_2}}{\alpha_2} \quad (118)$$

$$\frac{(r_1 - r_2 - \gamma_1)}{w_2 \cdot \exp\{\gamma_1 \cdot t\}} = \delta_2 \cdot \lambda_2 \cdot \beta_2 \cdot \exp\{\gamma_2 t\} \cdot \frac{\alpha_2^{\delta_2}}{\alpha_2} \cdot \left(\frac{1 - \lambda_2}{\lambda_2 \cdot w_2 \cdot \exp\{\gamma_1 t\}} \right)^{\delta_2 \cdot (1-\lambda_2)} \quad (119)$$

$$\alpha_2^{1-\delta_2} = \frac{w_2 \cdot \exp\{\gamma_1 \cdot t\}}{r_1 - \gamma_1 - r_2} \cdot \delta_2 \cdot \lambda_2 \cdot \beta_2 \cdot \exp\{\gamma_2 t\} \cdot \left(\frac{1 - \lambda_2}{\lambda_2 \cdot w_2 \cdot \exp\{\gamma_1 t\}} \right)^{\delta_2 \cdot (1-\lambda_2)} \quad (120)$$

A.5 Checking the transversality condition

The variables we need follow. We get μ_2 from (122)

$$\mu_1 = k_1 \cdot \exp\{(\rho - r_1) \cdot t\} \quad (121)$$

$$\mu_2 = \frac{w_2 \cdot k_1}{\rho - r_2 - (\gamma_1 + \rho - r_1)} \cdot \exp\{(\gamma_1 + \rho - r_1) \cdot t\} + k_2 \cdot \exp\{(\rho - r_2) \cdot t\} \quad (122)$$

$$x_1 = a \cdot \exp\{r_1 \cdot t\} + b \cdot \exp\{g_{\alpha_1} \cdot t\} + c \cdot \exp\{g_{\alpha_2} \cdot t\} \quad (123)$$

$$x_2 = \exp\left\{\frac{\gamma_2 + \delta_2 \lambda_2 \gamma_1}{1 - \delta_2} \cdot t\right\} \quad (124)$$

The transversality condition is

$$\lim_{t \rightarrow \infty} \exp\{-\rho \cdot t\} \cdot x_i \cdot \mu_i = 0 \quad (125)$$

For $i = 1$, this implies $a = 0$, $g_{\alpha_1} < r_1$, $g_{\alpha_2} < r_1$. For $\rho \approx 0.005$, $\gamma_1 \approx 0.05$, $\gamma_2 \approx 0.01$, $r_1 \approx 0.06$, $\lambda_1 \approx 0.5$, this implies $\eta \gtrsim 0.86$.

For $i = 2$, assuming that $k_2 = 0$, the transversality condition is satisfied when:

$$-\rho + (\rho - r_1 + \gamma_1) + \frac{\gamma_2 + \delta_2 \cdot \lambda_2 \cdot \gamma_1}{1 - \delta_2} < 0 \quad (126)$$

i.e.,

$$\gamma_1 + \frac{\gamma_2 + \delta_2 \cdot \lambda_2 \cdot \gamma_1}{1 - \delta_2} < r_1 \quad (127)$$

or, alternatively,

$$g_{\alpha_2} = g_{x_1} + \gamma_1 < r_1 \quad (128)$$

For $\lambda_2 \approx 0.5$, $r_1 \approx 0.06$, $\gamma_1 \approx 0.03$, $\gamma_2 \approx 0.01$, this implies that either $\delta_2 \lesssim 0.44$ or $1 < \delta_2$. For $\gamma_1 \approx 0.02$, this changes to $-1 < \delta_2 \lesssim 0.6$ or $1 < \delta_2$.

Further, (70) stealthily implies $\rho - g_{x_2} - r_2 > 0$, which also provides another condition on the variable space for which we find a solution:

$$r_2 + \gamma_1 < r_1 \quad (129)$$

If this condition doesn't hold, the first term in the equality in (70) would be negative and the second one positive. We saw in (35) that r_2 , the movement drift rate, increases the initial value of α_2 , but not its growth rate. Note that because $r_2 < 0$ and $\gamma_1 < r_1$, this condition will not generally pose a problem.

If $k_2 \neq 0$, then with $r_2 < 0$, normally with $r_2 \approx 0.02 = 2\%$, then the second term would dominate, and in particular, the $k_2 \cdot \exp\{(\rho - r_2) \cdot t\} \rightarrow \infty$. This means that, for the transversality condition to hold, $x_2 \rightarrow 0$, that is,

that the optimal solution implies that the social movement disappears with time. There could be cases where this truly is the optimal option, if the drift or death rate and the return to capital are extremely high, but we consider this to be a priori implausible and so have decided not to pursue this line of analysis.

B Numerical simulation details

B.1 Overview

We have determined the value of α_i at all times (up to a constant k_1), as well as α_2 . Now suppose we knew x_1 and x_2 at some point, for example at the present time t_0 , i.e., $x_1(t_0), x_2(t_0)$. Then, we could also figure out $\sigma_i(t_0)$, per (10) and (11):

$$\sigma_i(t_0) = \frac{1 - \lambda_i}{\lambda_i} \cdot \frac{\alpha_i(t_0)}{x_2(t_0) \cdot w_2 \cdot \exp\{\gamma_1 t_0\}} \quad (130)$$

Using $\alpha_1(t_0), \alpha_2(t_0), \sigma_1(t_0), \sigma_2(t_0), x_1(t_0), x_2(t_0)$ we can approximate the derivative, or instantaneous change of the state variables, $\dot{x}_1(t_0), \dot{x}_2(t_0)$ per their law of motion (3), and then approximate $x_i(t_0 \pm \epsilon) = x_i(t_0) \pm \epsilon \cdot \dot{x}_i(t_0)$. Our general approach to generate numerical approximations will be to use this approximation.

The method in which we start with the values at some initial point in time and then extrapolate them into the future is known as forward shooting. In contrast, the method in which we try to guess some final points in the future which, when extrapolated into the past hit our initial conditions is known as reverse shooting. Reverse shooting is known for being more stable, but in this instance it fails, perhaps because of floating point errors.

The code, in R, is based on previous Matlab code originally by Charles Jones, modified by Leopold Aschenbrenner and cleaned up by myself. Aschenbrenner's code can be found in this online repository: [GitHub.com/NunoSempere/ReverseShooting](https://github.com/NunoSempere/ReverseShooting), and my own code can be found in [GitHub.com/NunoSempere/Movement Building For Utility Maximizers](https://github.com/NunoSempere/MovementBuildingForUtilityMaximizers), which contains more details about how to run it.

This code makes use of the variable values from our second example scenario in (2.4.2)

$$\begin{aligned}
\eta &= 0.9 \\
\rho &= 0.005 \\
r_1 &= 0.06 \\
\gamma_1 &= 0.03 \\
\gamma_2 &= 0.01 \\
\lambda_1 &= 0.5 \\
\lambda_2 &= 0.5 \\
\delta_2 &= 0.44
\end{aligned}
\tag{131}$$

To which we add r_2 , which is negative because it represents a value-drift or drop-out rate (as opposed to, say, a fertility rate).

$$r_2 = -0.05 \tag{132}$$

and β_2, w_2 .

$$\begin{aligned}
w_2 &= 2000 \\
\beta_2 &= 0.5
\end{aligned}
\tag{133}$$

These factors correspond to each movement participant donating \$2000 per year, or 5% of a \$40,000 salary, and a team of five people being able to recruit 5 other people a year on a 20k budget (and maintaining those they have recruited previously.) Further work could be done in order to determine more accurate and realistic estimates. We also consider initial conditions:

$$x_1(t_0) = \mathbf{x_1_init} = 10^{10} \tag{134}$$

$$x_2(t_0) = \mathbf{x_2_init} = 10^5 \tag{135}$$

We also consider two parameters, corresponding to our unknown constant k_1 : `k1_forward_shooting` and `k1_reverse_shooting`. They determine spending on direct work. Their value is such that decreasing it results in too little spending, and the movement accumulates money which is never spent. Conversely, increasing it results in the movement going bankrupt and acquiring infinite debt. However, its value is inexact, and will be a source of error. In particular, if we run simulations until time t , we don't know

that the movement will not go bankrupt at some subsequent time, and hence k_1 requires some guesswork. More specifically, if we select the maximum k_1 such that x_1 is positive at time t , we tend to find that $x_1 \rightarrow -\infty$ shortly afterwards.

```
k1_forward_shooting = 3*10^(-7)
k1_reverse_shooting = 3*10^(-7)
```

Finally, we decide on a step-size and on a time interval. The time interval will start at 100 years, and increase to 1,000 and then 10,000 years.

```
stepsize = 0.1
first = 0
last = 100
times_forward_shooting = seq(from=first, to=last, by=stepsize)
times_reverse_shooting = seq(from=last, to=first, by=-stepsize)
```

B.2 Problematic details

B.2.1 Floating point errors

Using a very small step size runs into floating point errors. Consider a stylized example:

```
options(digits=22)
dx <- 10^43
numsteps <- 10^7
stepsize <- 10^(-3)

## Example 1
x <- pi*1e+60
print(x)
for(i in c(1:numsteps)){
  x <- x+dx*stepsize
}
x == pi*1e+60
# [1] TRUE
```



```
## Example 2
x <- pi*1e+60 + numsteps*stepsize*dx
x == pi*1e+60
# [1] FALSE
```

The two examples should give the same results, but don't.

B.2.2 Transversality violations

If the ratio between money and movement size is too large, a boundary condition violation can occur where $\sigma_1 > 1, \sigma_3 < 0$. The interpretation here is that σ_3 is negative because we choose to hire people at a rate of $w_3 \cdot \exp\{\gamma_1 \cdot t\}$

B.2.3 Reverse shooting

Perhaps because of floating point errors, reverse shooting fails. Consider an stylized example

```
## Stylized forward shooting
```

```
x <- 0
for(i in c(1:30)){
  x <- x + 7^i
}
```

```
## Stylized reverse shooting
```

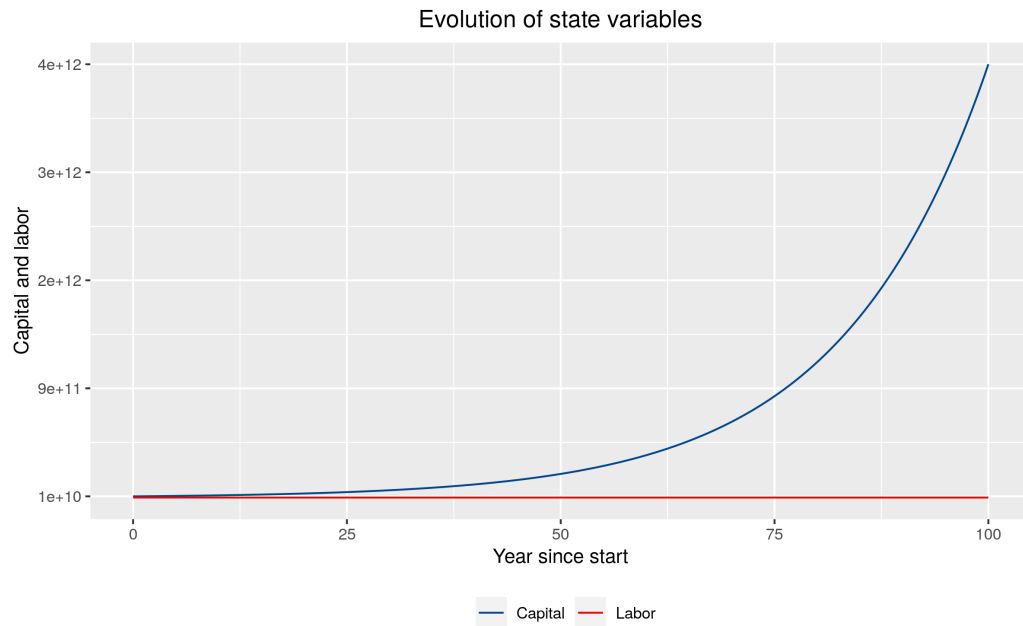
```
y <- x
for(i in c(30:1)){
  y <- y - 7^i
}
print(y)
# [1] -1227701488
```

Here, y should at the end be 0, but floating point errors ensure that it isn't. Given that our variables grow exponentially, we work with very large numbers and reverse shooting encounters similar errors and fails. Hence, we are restricted to using forward shooting.

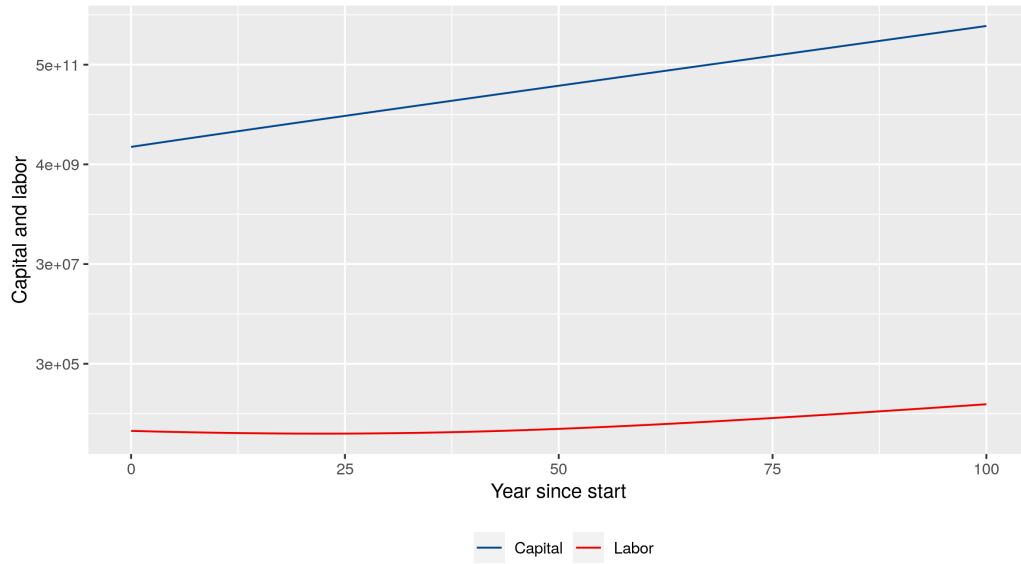
C Additional graphs

C.1 Graphical results: 100 years

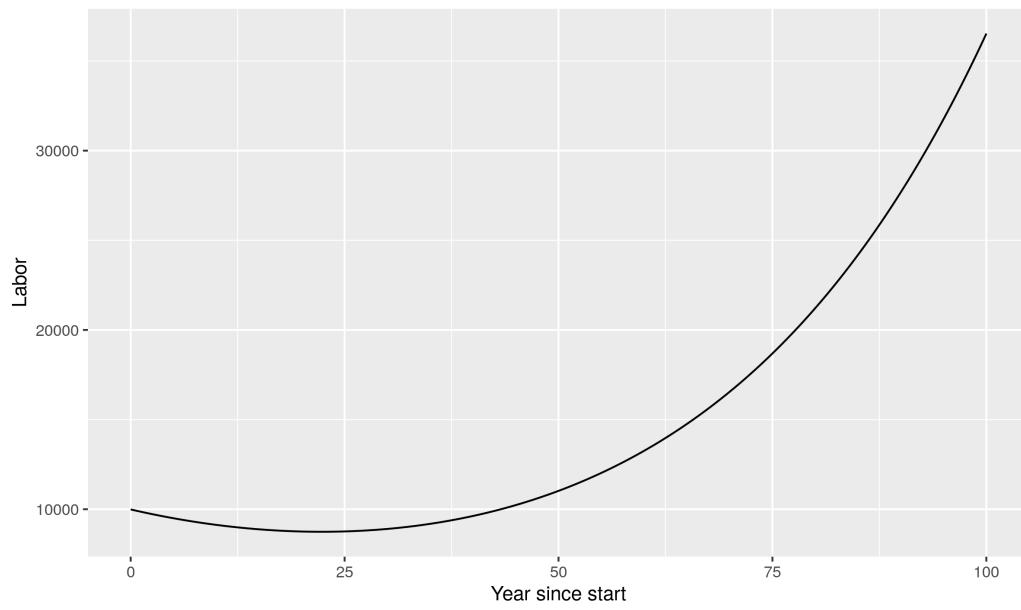
For the first hundred years, accumulated money and movement size grow at different exponential rates. The allocation of participants is primarily to money-making, though both the allocations of movement participants to direct work and to movement building initially increase exponentially, with the former doing so at a much higher rate. Spending also increases in absolute terms for both direct work and movement building (per (2.3.3)).



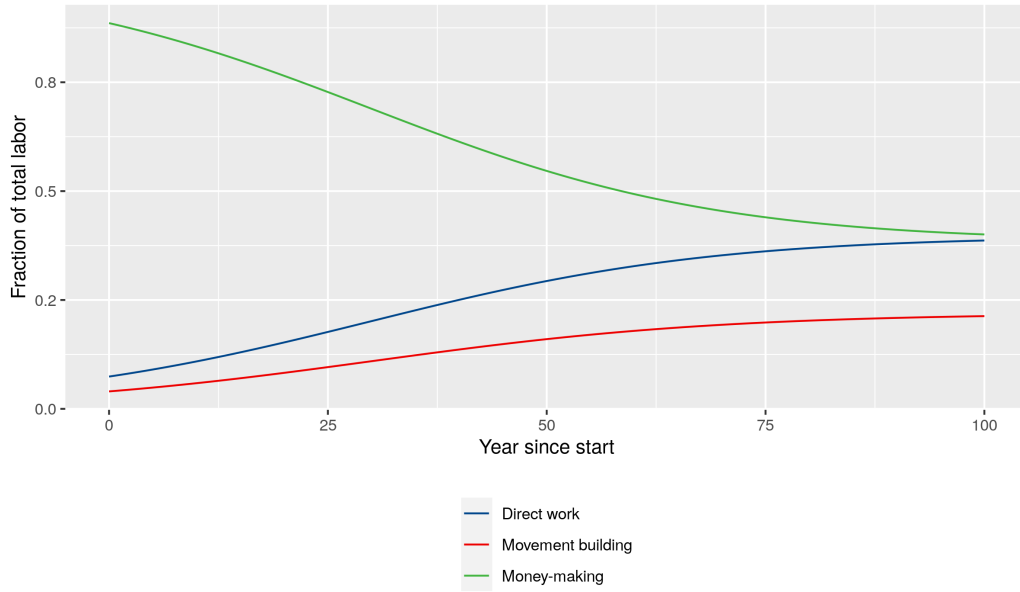
Evolution of state variables
(logarithmic scale)



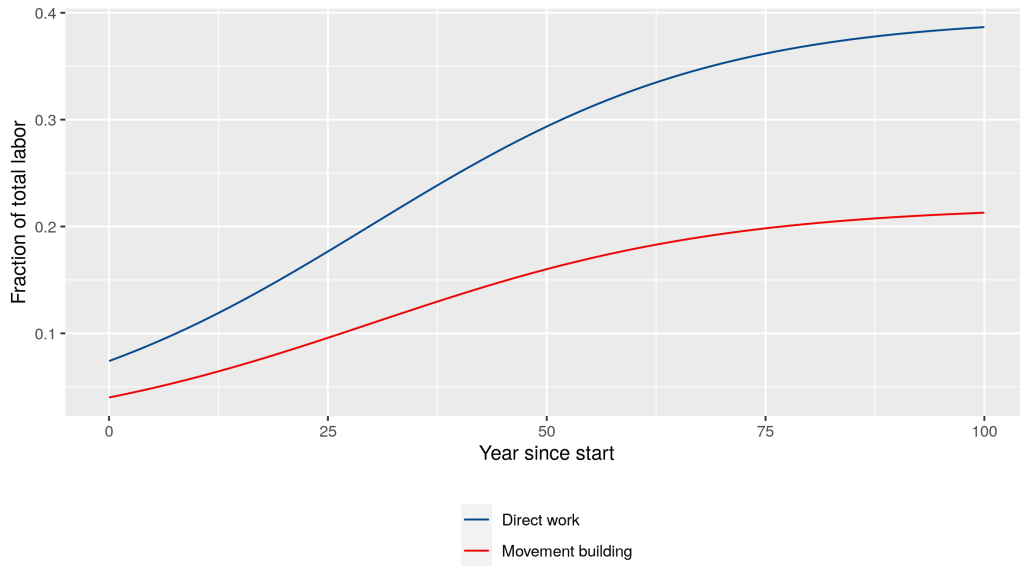
Evolution of movement size



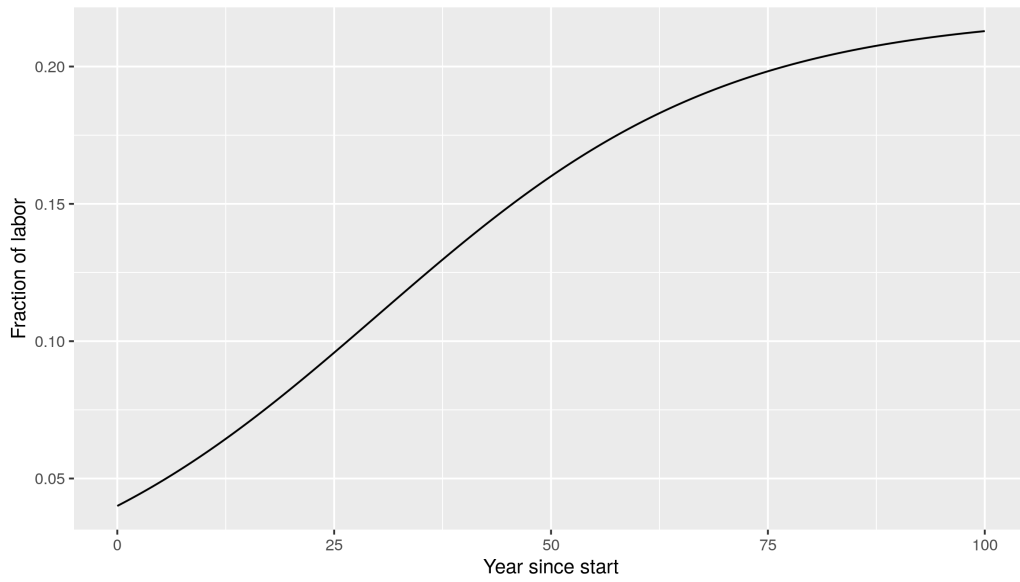
Evolution of labor fractions



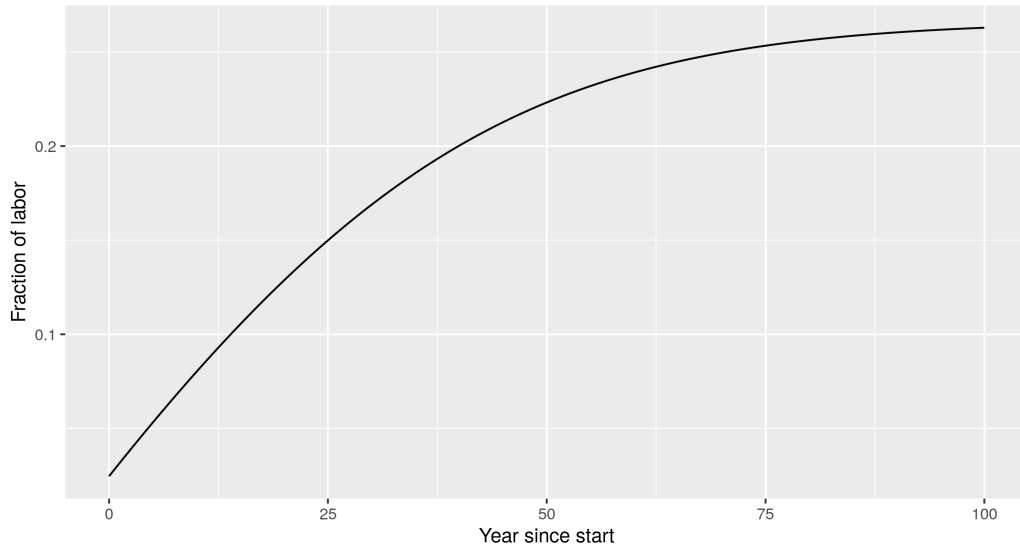
Evolution of labor fractions
(only direct work and movement building)



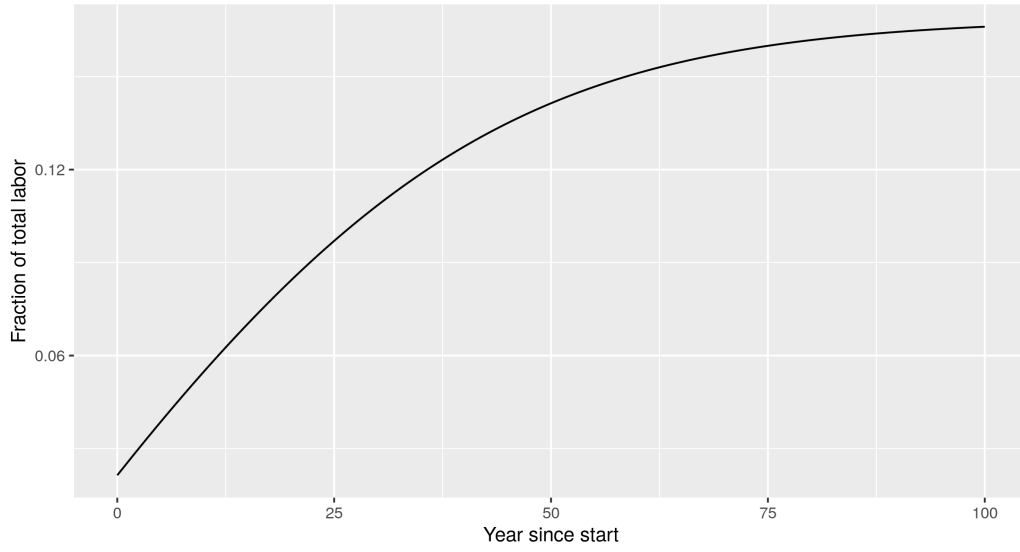
Evolution of movement building
as a fraction of total labor



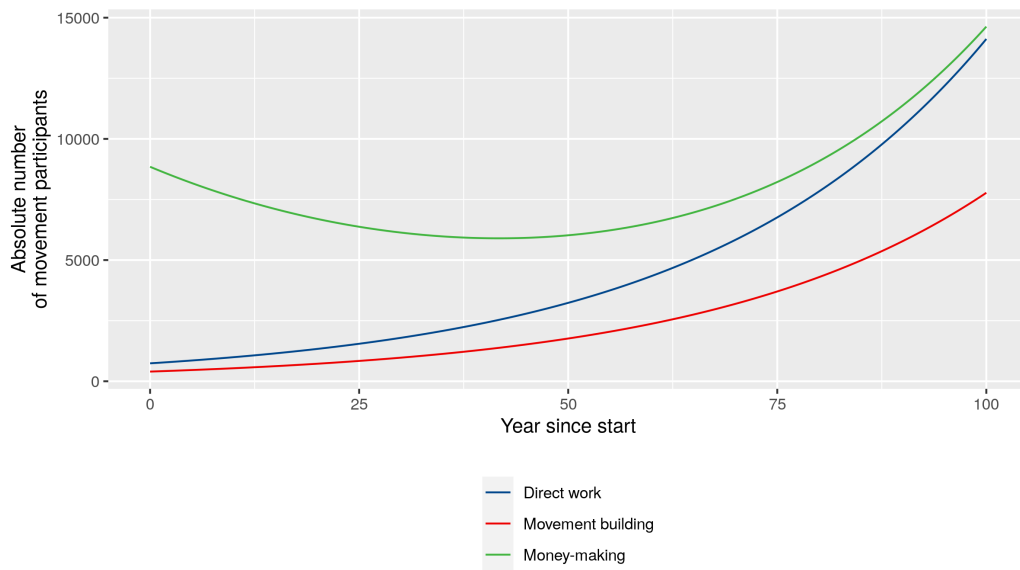
Evolution of direct work
as a fraction of labor
(logarithmic scale)



Evolution of movement building
as a fraction of labor
(logarithmic scale)

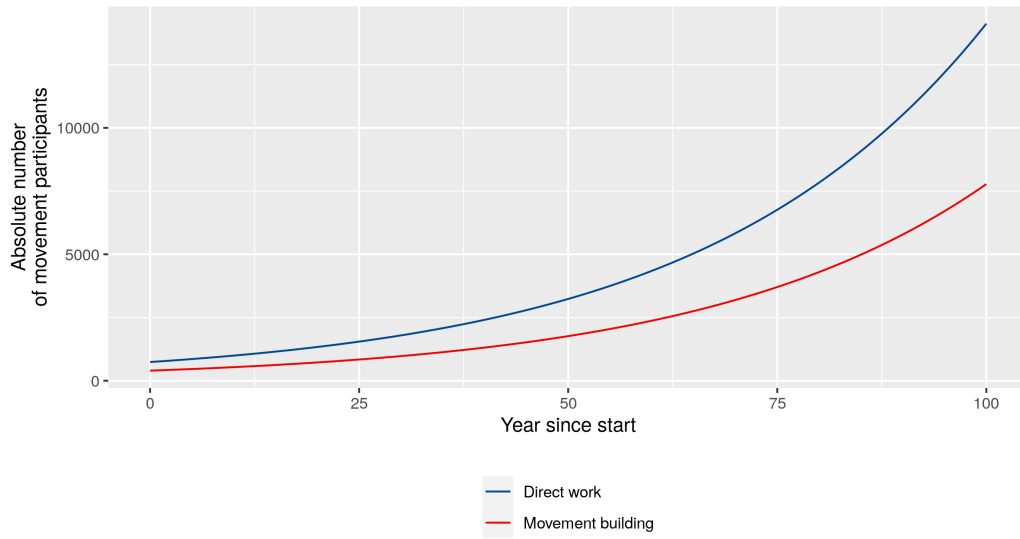


Evolution of labor
in absolute terms



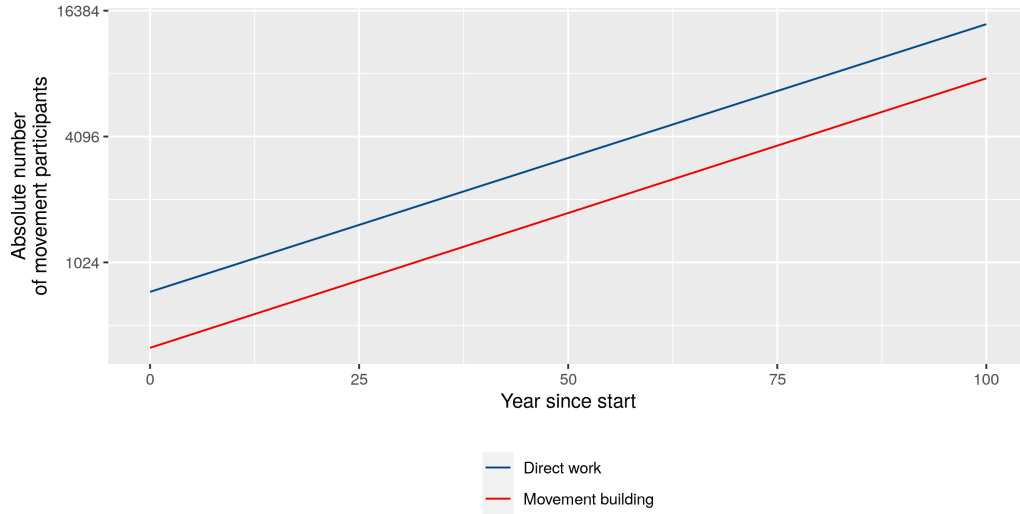
Evolution of movement participants in absolute terms

(only direct workers and movement builders)

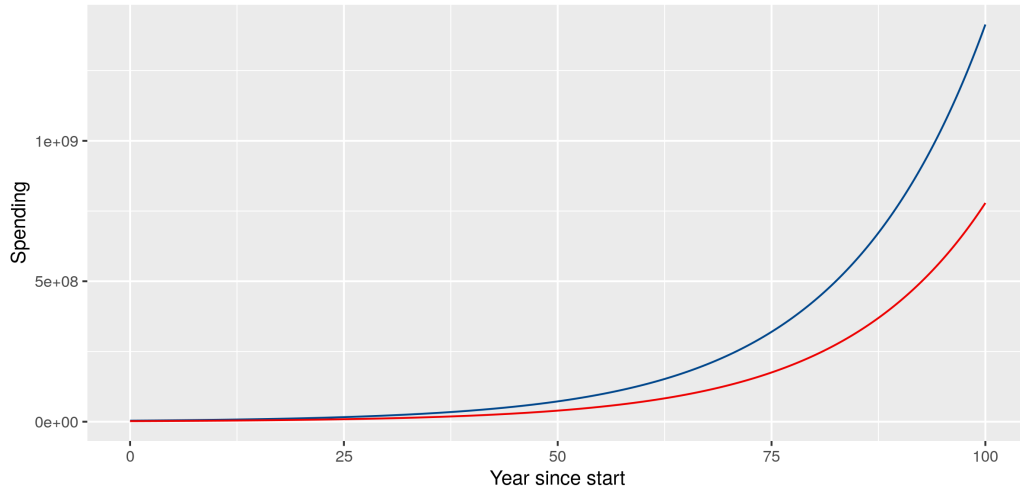


Evolution of movement participants in absolute terms (logarithmic scale)

(only direct workers and movement builders)

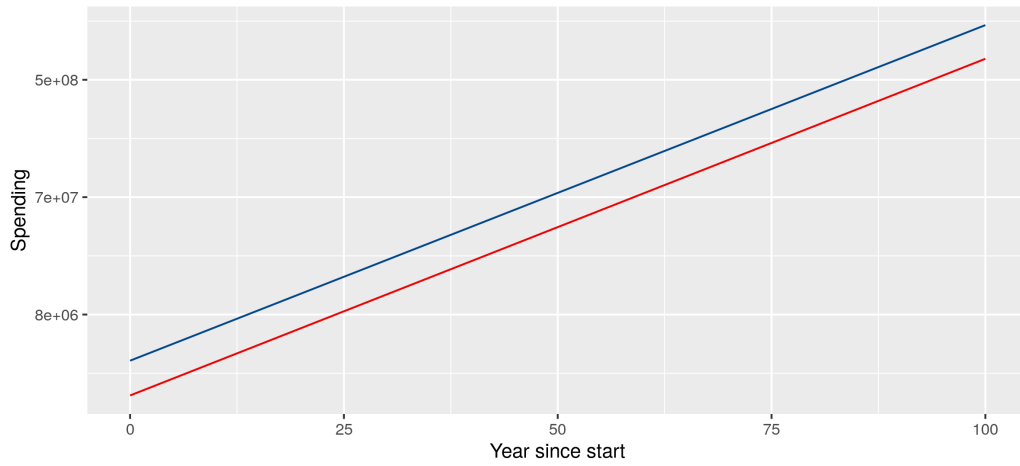


Evolution of spending



— Direct spending
— Spending on movement building

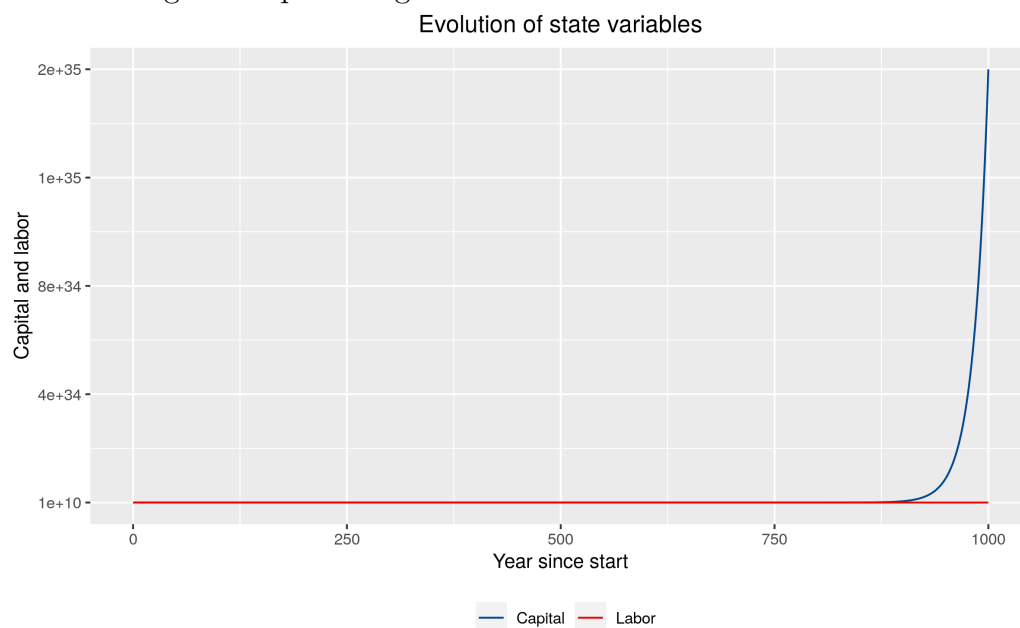
Evolution of spending
(logarithmic scale)



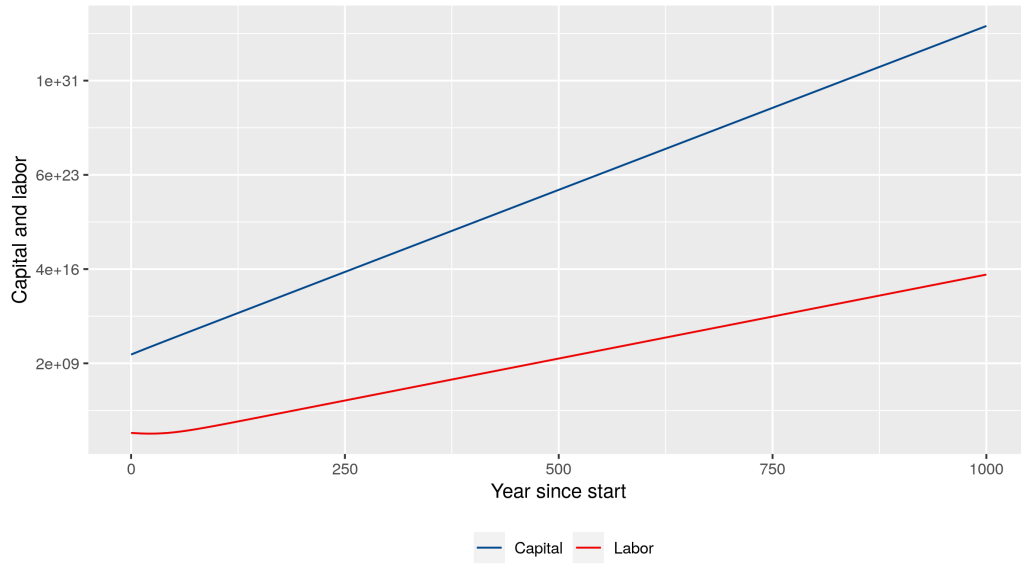
— Direct spending
— Spending on movement building

C.2 Graphical results: 1,000 years

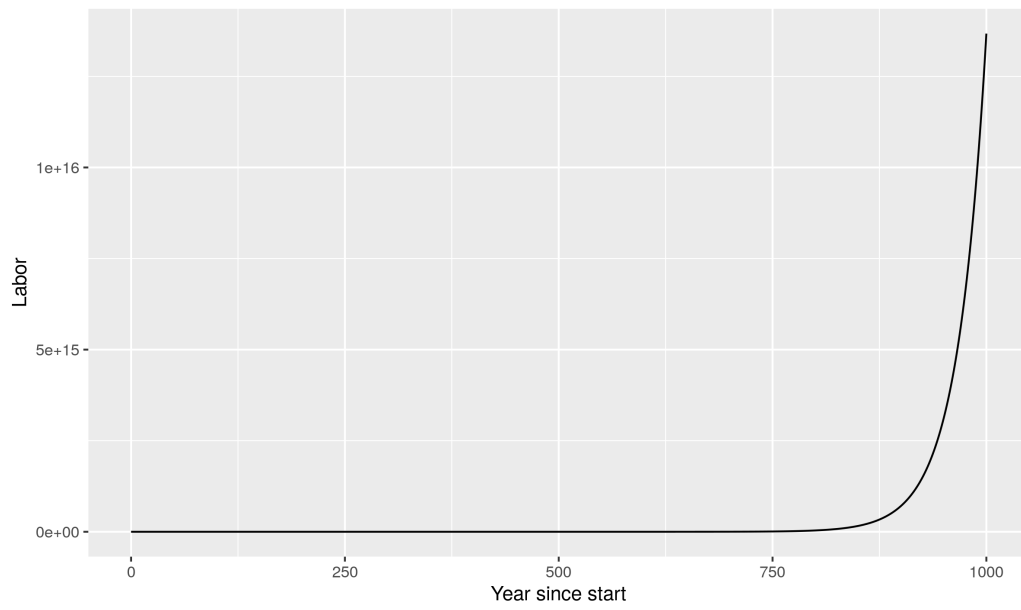
The dynamic for the state and spending variables is mostly as in the previous section. With regards to movement size and distribution, movement building as a fraction of movement size plateaus at around 0.65%, and stays there. Direct work reaches 40%, and starts slowly declining, whereas money-making starts increasing back-up once again.



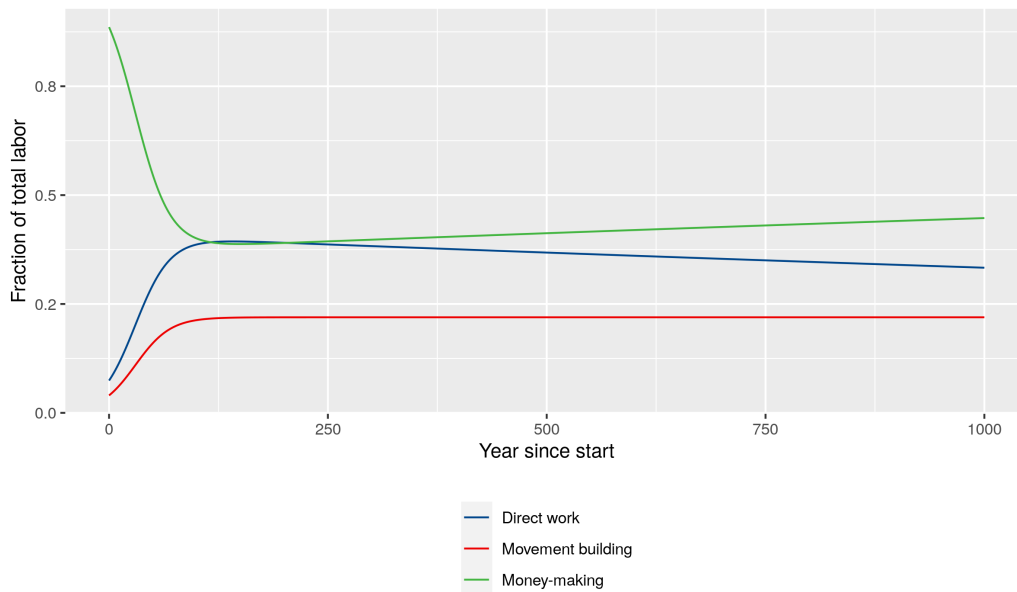
Evolution of state variables
(logarithmic scale)



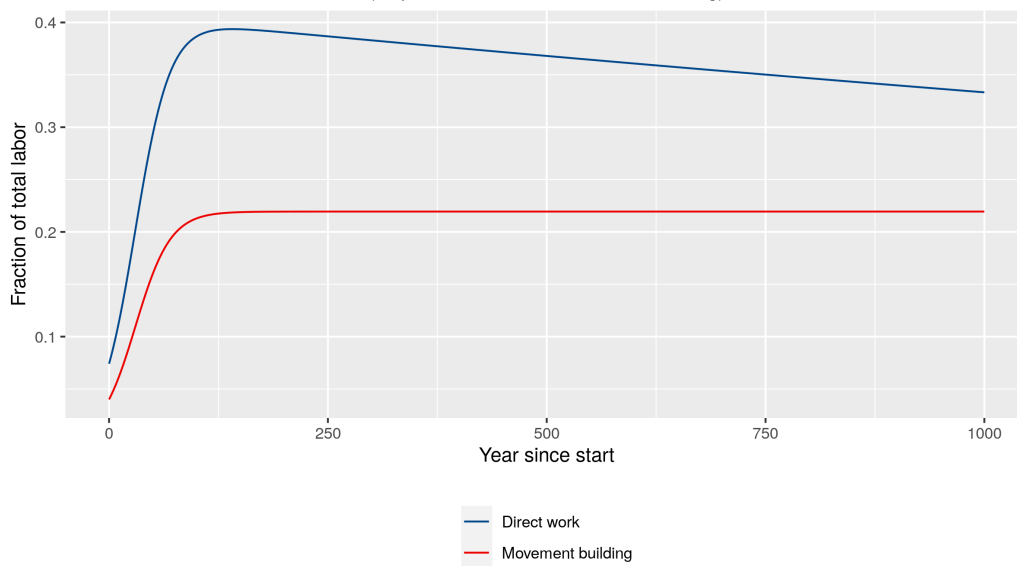
Evolution of movement size



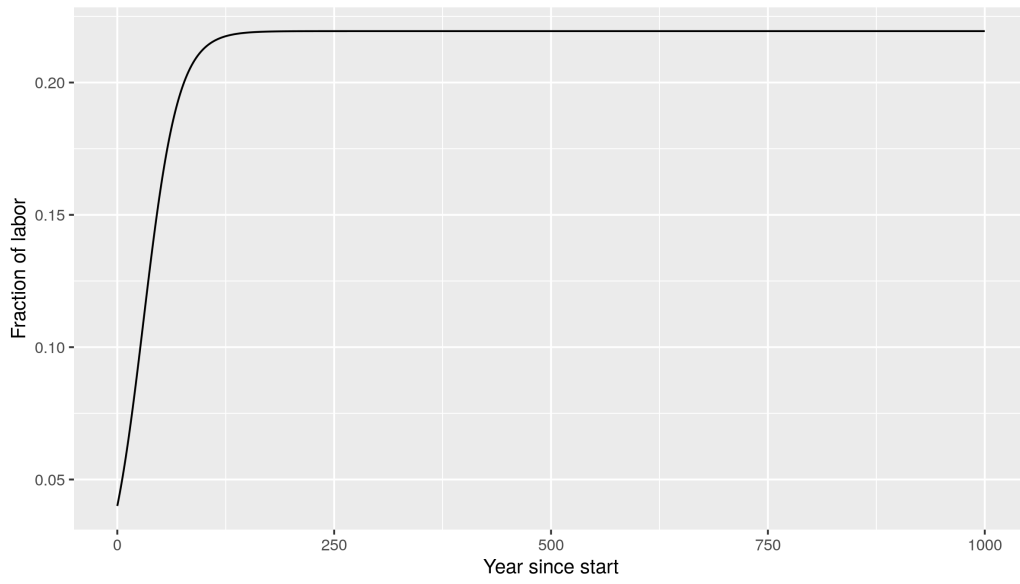
Evolution of labor fractions



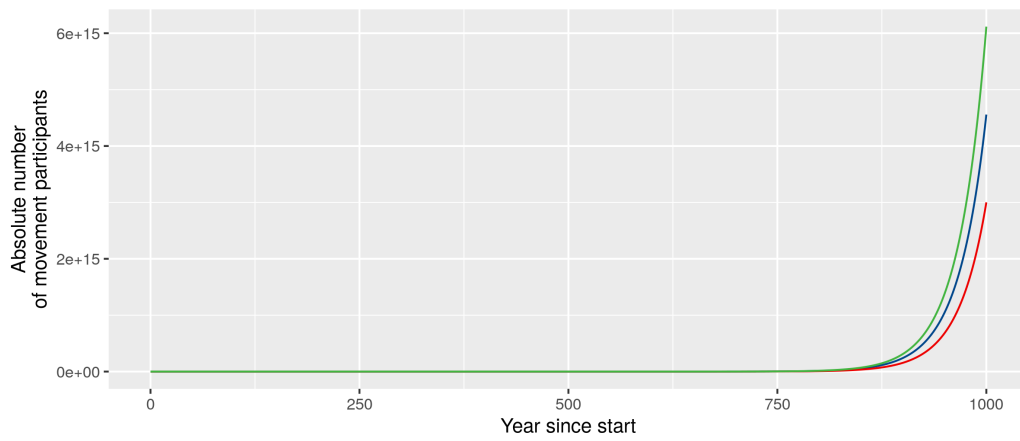
Evolution of labor fractions
(only direct work and movement building)



Evolution of movement building
as a fraction of total labor



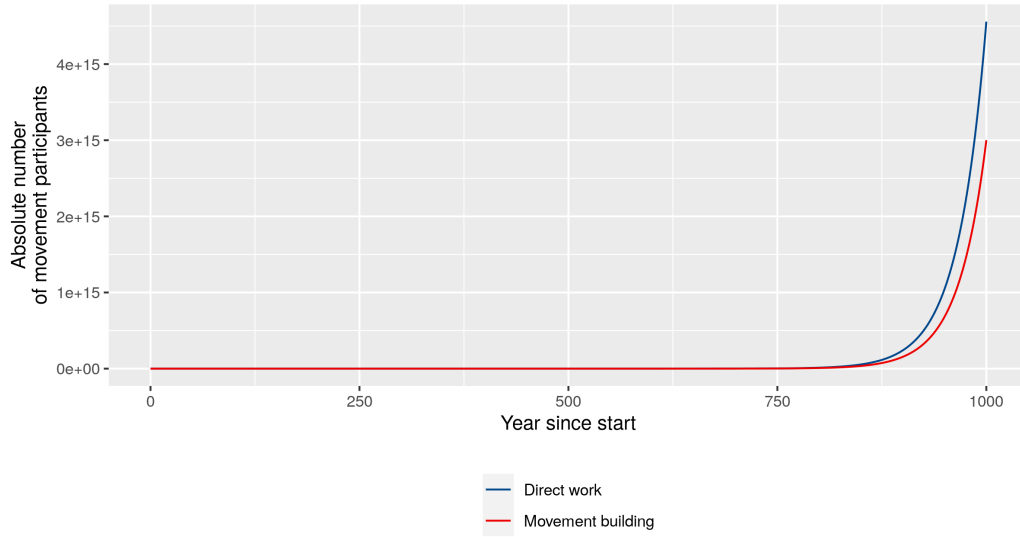
Evolution of labor
in absolute terms



- Direct work
- Movement building
- Money-making

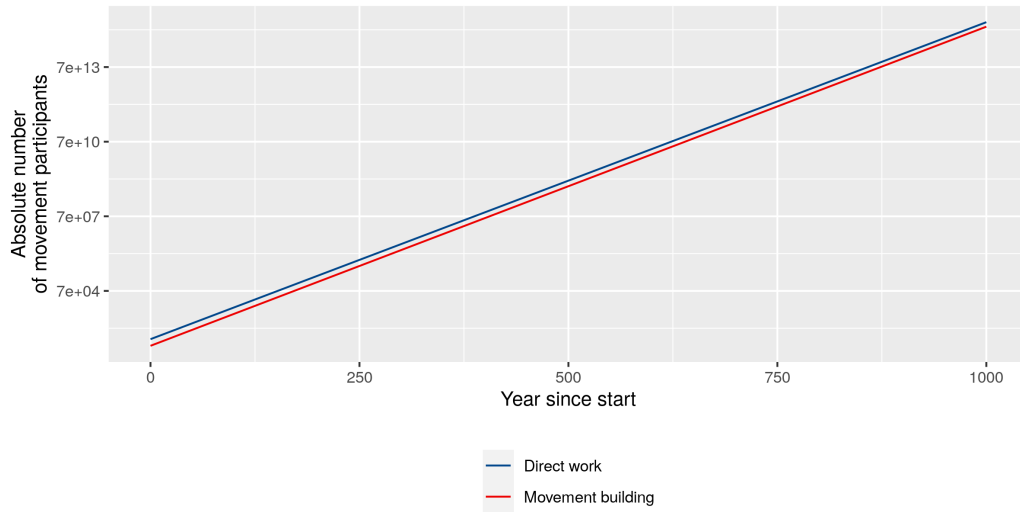
Evolution of movement participants in absolute terms

(only direct workers and movement builders)

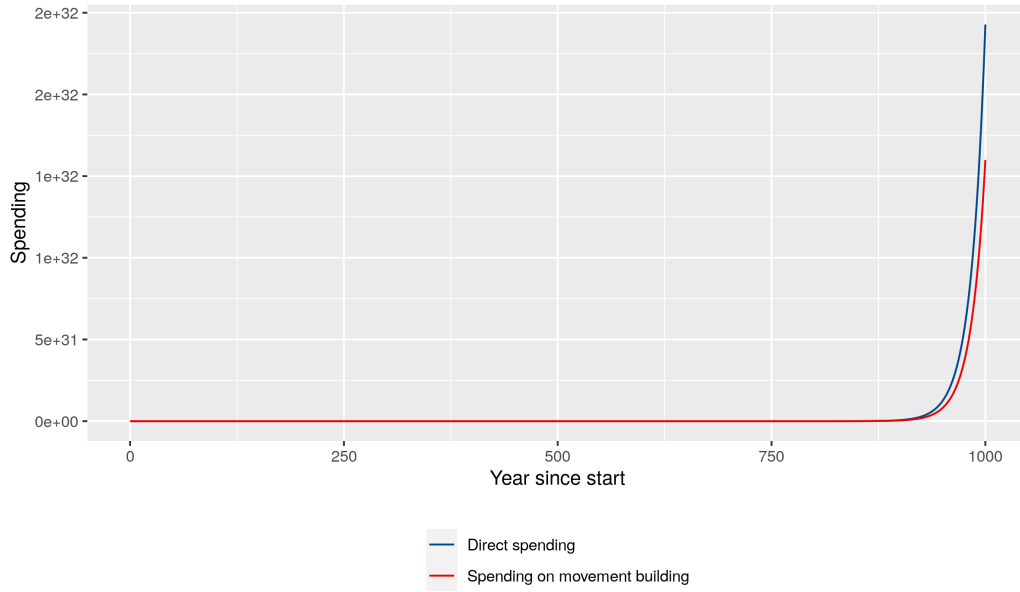


Evolution of movement participants in absolute terms (logarithmic scale)

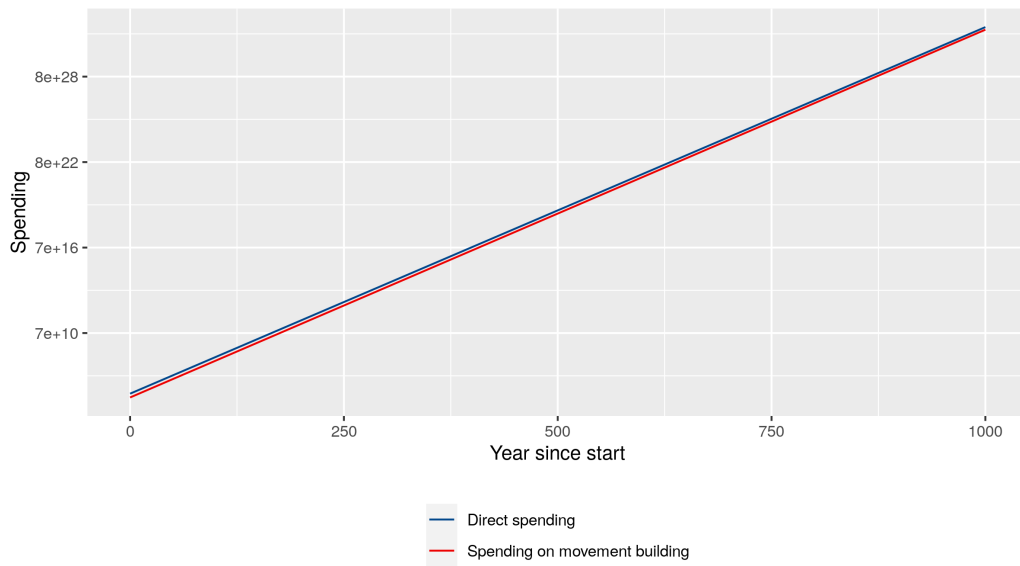
(only direct workers and movement builders)



Evolution of spending

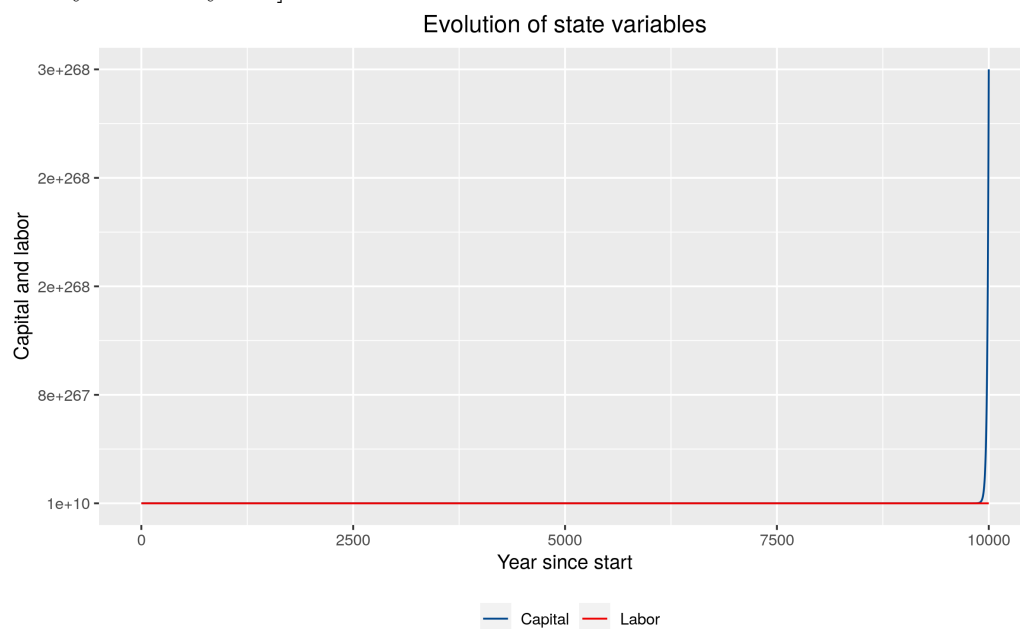


Evolution of spending
(logarithmic scale)

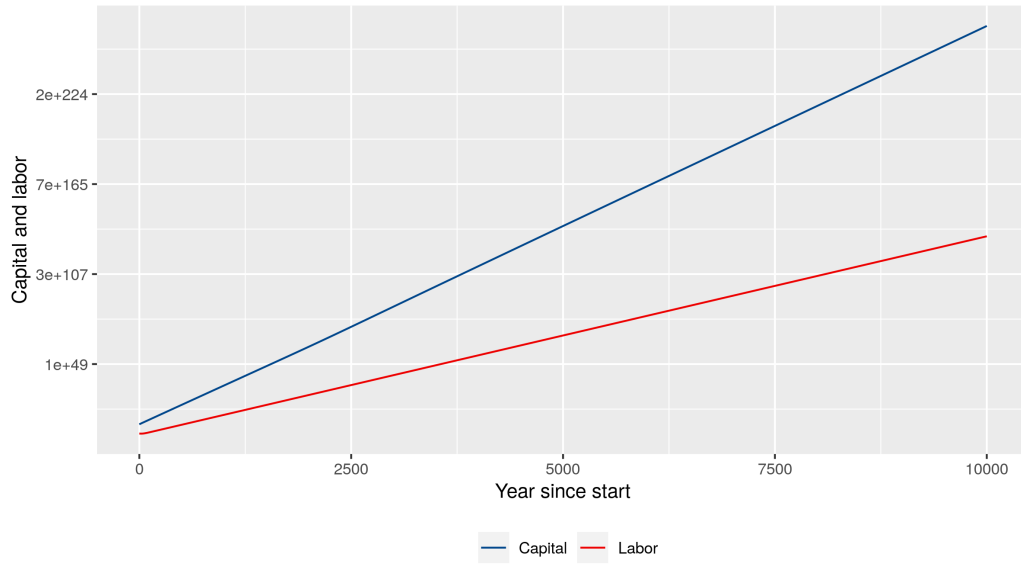


C.3 Graphical results: 10,000 years

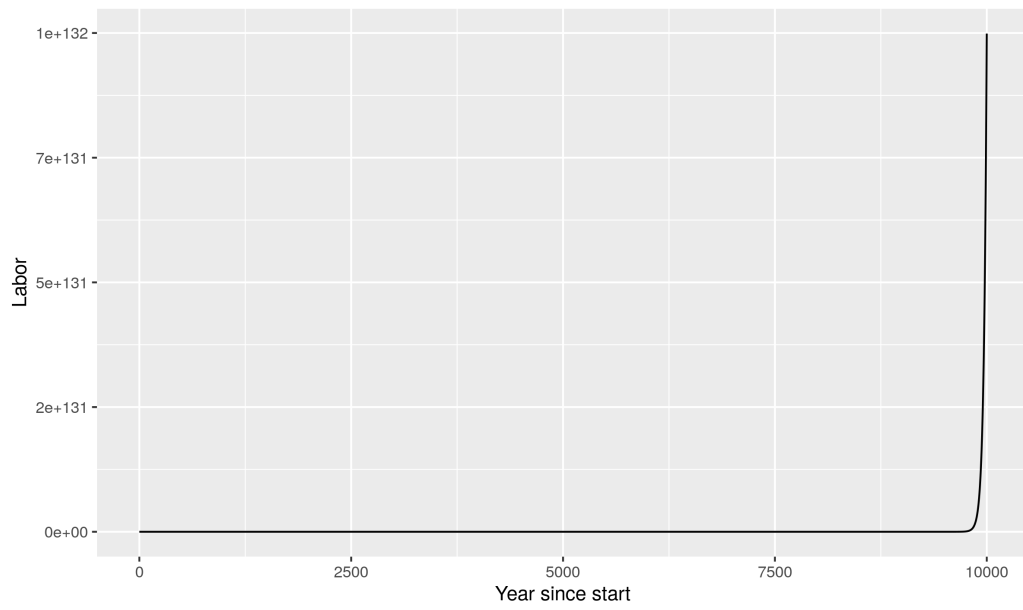
Direct work as a fraction of movement size continues to decrease, perhaps exponentially, but doesn't yet go below movement building. However, we know from the asymptotic growth rates that it will do so. We can't display some of the graphs on a non-logarithmic scale due to large number limitations in R. [and I'm having some limitations in pushing forward the simulation much beyond 10k years]



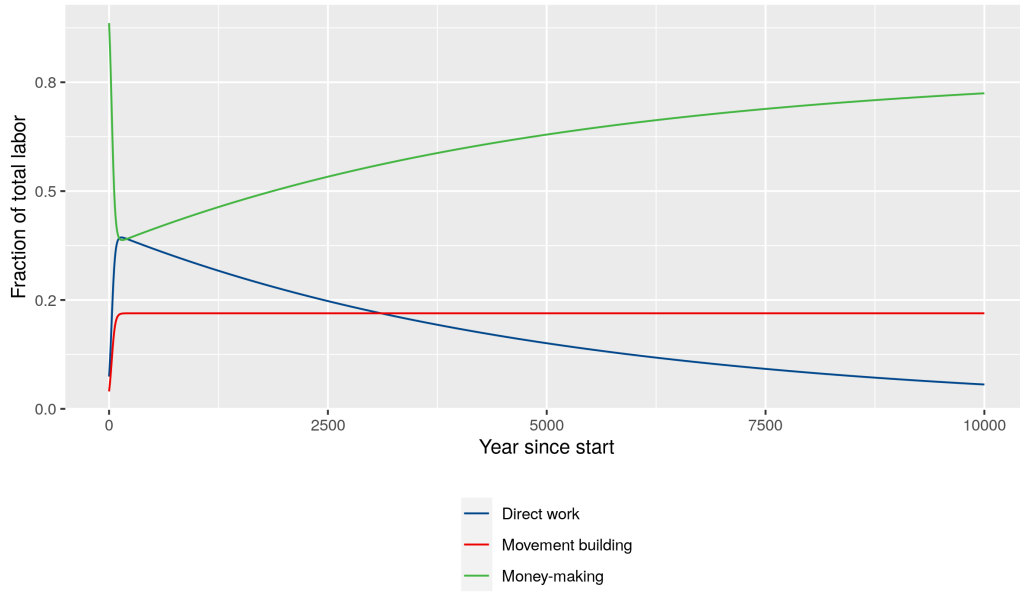
Evolution of state variables
(logarithmic scale)



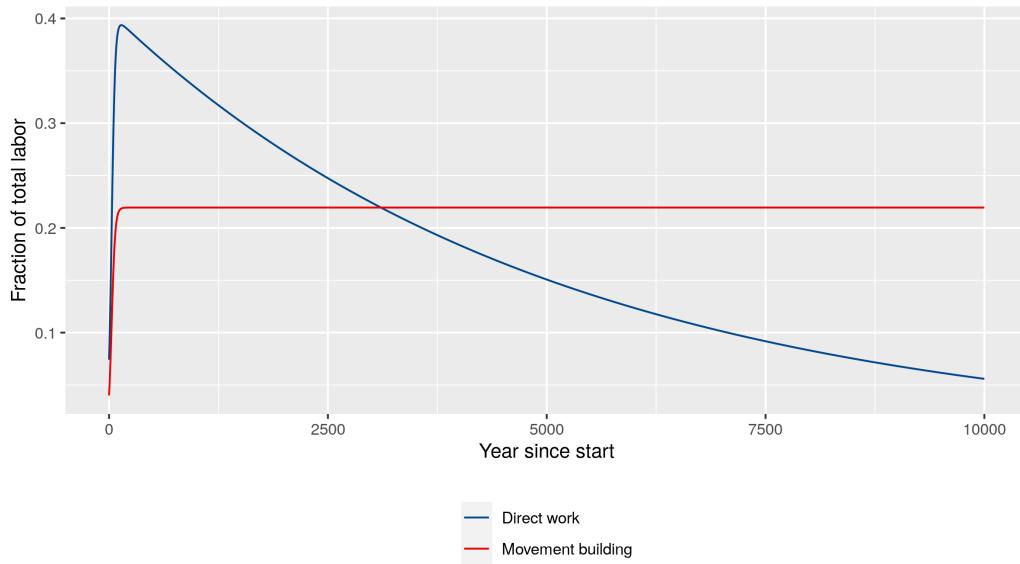
Evolution of movement size



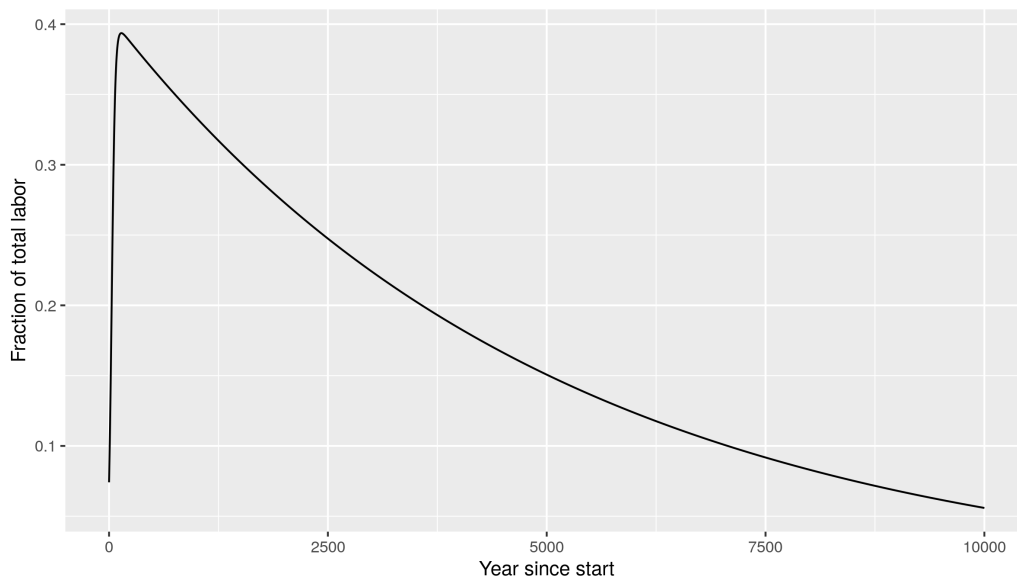
Evolution of labor fractions



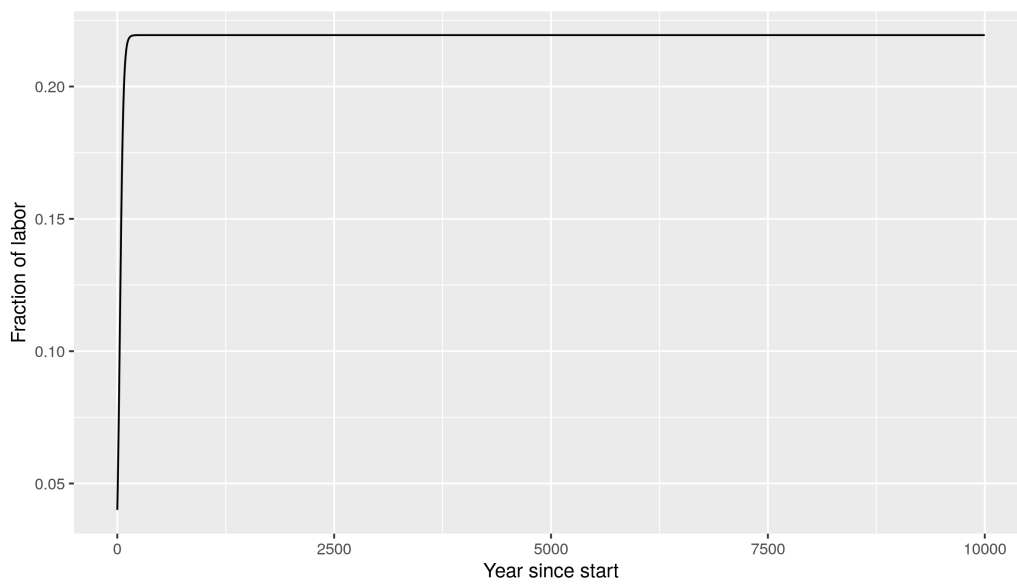
Evolution of labor fractions
(only direct work and movement building)



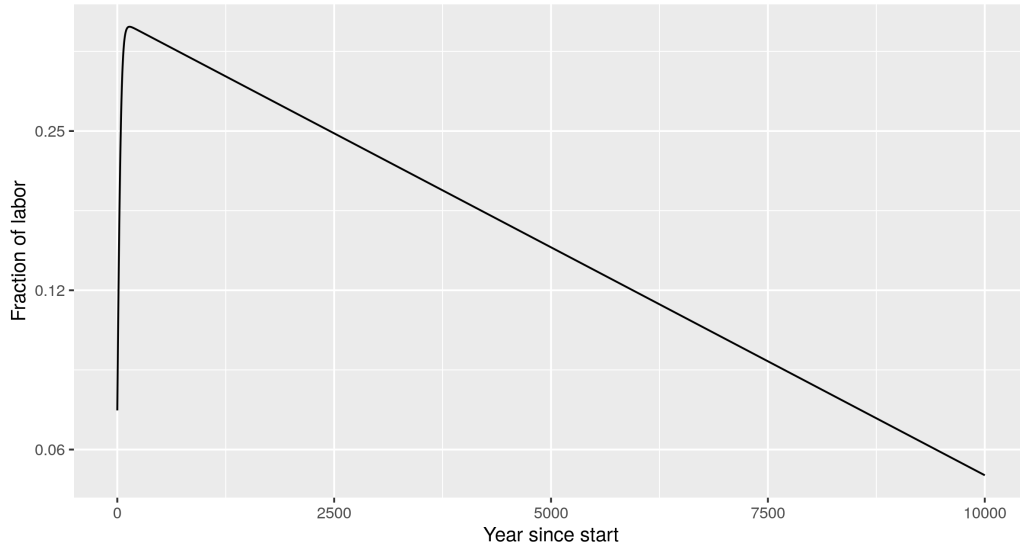
Evolution of direct work
as a fraction of total labor



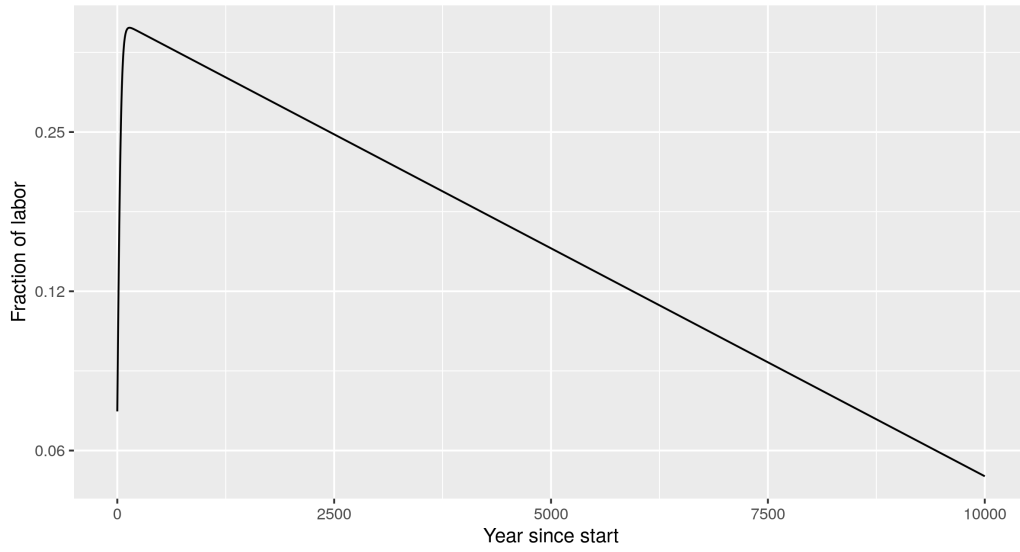
Evolution of movement building
as a fraction of total labor



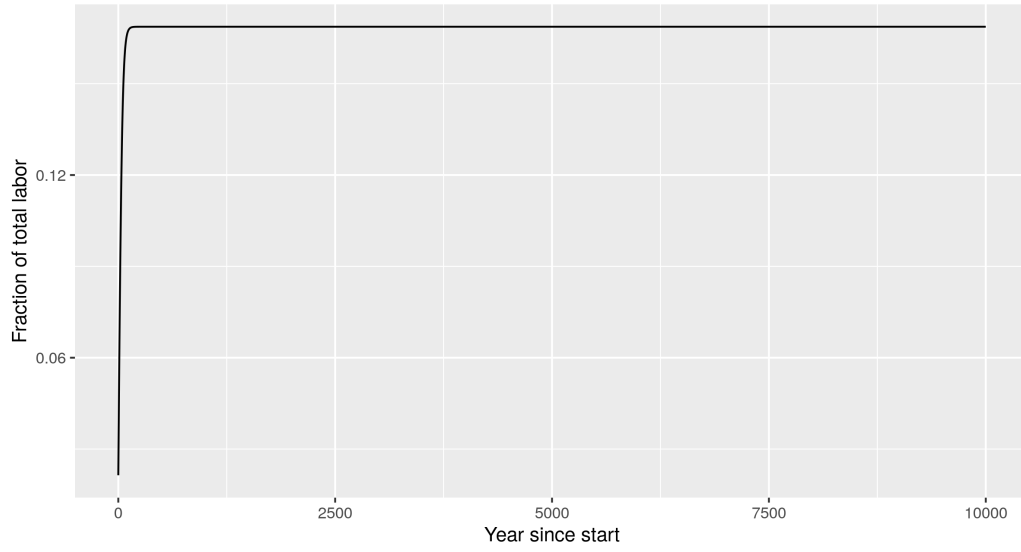
Evolution of direct work
as a fraction of labor
(logarithmic scale)



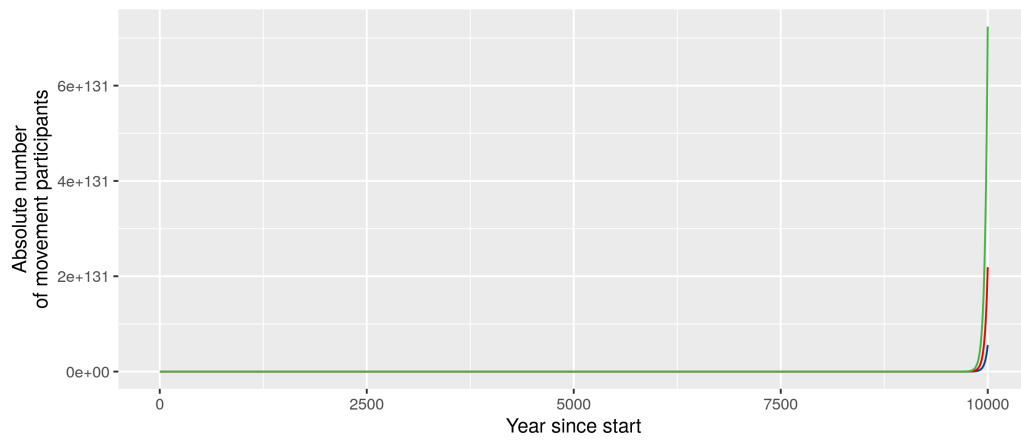
Evolution of direct work
as a fraction of labor
(logarithmic scale)



Evolution of movement building
as a fraction of labor
(logarithmic scale)



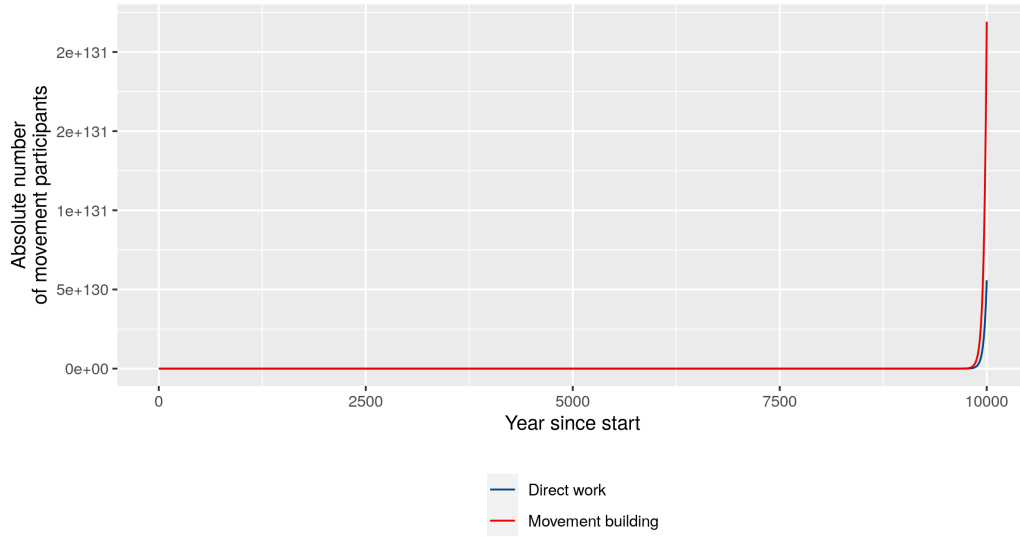
Evolution of labor
in absolute terms



- Direct work
- Movement building
- Money-making

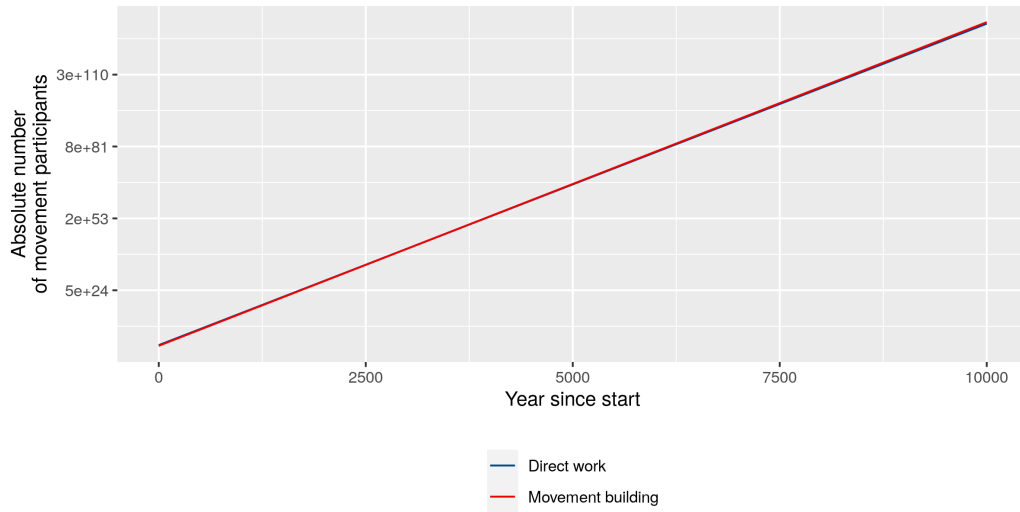
Evolution of movement participants in absolute terms

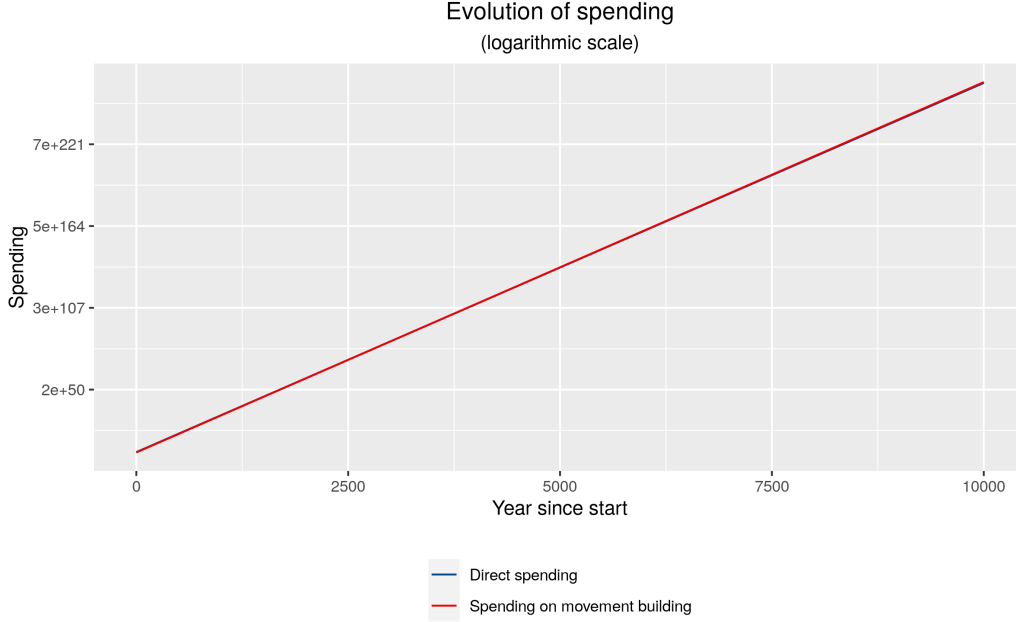
(only direct workers and movement builders)



Evolution of movement participants in absolute terms (logarithmic scale)

(only direct workers and movement builders)





D Romer and Jones models for movement growth produce similar qualitative behavior in the limit

After adding a $x_2^{\phi_2}$ to the law of motion for x_2 the Hamiltonian equations remain the same except for (68), which becomes:

$$\begin{aligned} \rho\mu_2 - \dot{\mu}_2 = \mu_2 \cdot (\rho - g_{\mu_2}) &= (1 - \eta) \cdot (1 - \lambda_1) \cdot \frac{U}{x_2} \\ &+ \mu_1 \cdot w_2 \cdot \exp\{\gamma_1 t\} \cdot (1 - \sigma_1 - \sigma_2) \\ &+ \mu_2 \cdot (1 - \lambda_2) \cdot (\delta_2 + \phi_2) \cdot \frac{F_2}{x_2} \end{aligned} \quad (136)$$

which simplifies to

$$\mu_2 \cdot (\rho - g_{\mu_2}) = \mu_1 \cdot w_2 \cdot \exp\{\gamma_1 t\} \cdot \left(1 + \frac{\phi_2}{\delta_2} \cdot \sigma_2\right) \quad (137)$$

$\frac{\phi_2}{\delta_2} \sigma_2$ is at most a constant factor, so the asymptotic growth path is the same.